
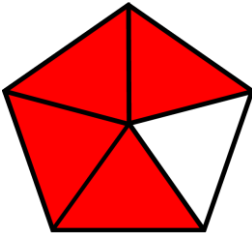



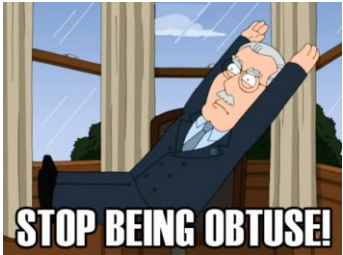





YEAR 6 Week beginning 8th June

PDF VERSION HERE

Monday 8th	Tuesday 9th	Wednesday 10th	Thursday 11th	Friday 12th
Morning Work	Morning Work	Morning Work	Morning Work	Morning Work
<p>Maths</p> <p>Factors, primes and squared numbers</p> <p>Questions Answers</p> 	<p>Maths</p> <p>Fractions of shapes</p> <p>Questions Answers</p> 	<p>Maths</p> <p>Let's have a go at some maths challenges here (the answers are at the bottom of the page).</p>   	<p>Maths</p> <p>Angles and lines</p> <p>Questions Answers</p> 	<p>Maths</p> <p>Converting measures</p> <p>Questions Answers</p> 

<p style="text-align: center;">Literacy</p> <p>This week we shall start reading our new book <i>Wild Boy</i> (by Rob Lloyd Jones) and discovering more about Victorian Circuses.</p> <p>Today we would like you to read the first chapter of the book and answer the questions on the sheet.</p> <p style="text-align: center;">Here is the Flipchart</p>	<p style="text-align: center;">Literacy</p> <p>We will now start researching all about the Victorian Circuses, ready to create your own report or fact sheet about them through this week.</p> <p style="text-align: center;">Here is a flipchart introducing your research.</p> <p style="text-align: center;">Video of Victorian Circuses.</p> <p style="text-align: center;">Further research information is available here.</p>	<p style="text-align: center;">Literacy</p> <p style="text-align: center;">Over these next few days, your task will be to present your research in any form you would like. You may wish to make a documentary video, a Powerpoint or present your information in writing...it's up to you!</p> <p style="text-align: center;">All we ask is that you ensure you upload it by Friday on to j2e please so that we can read all of your wonderful ideas.</p> <div style="text-align: center;">  </div> <div style="text-align: center;">  </div>
---	---	---

with the Prologue. Here is the question sheet.				
Mindfulness moment	Mindfulness moment	Mindfulness moment	Mindfulness moment	Mindfulness moment
<p>Music</p> <p>We shall start our music appreciation unit this week by listening to a Victorian composer and analysing their use of musical elements.</p> <p>Here is the flipchart to</p>	<p>PDL</p> <p>In this session we shall discover all about Being Awesome!</p> <p>Here is a flipchart to support your learning (NB you need to answer the questions on pages 2, 3, 4 and 5 today).</p>	<p>PDL</p> <p>In today's session, we will be looking at "Unlocking your mind" and the importance of having a positive attitude.</p> <p>Here is the flipchart to introduce this lesson. There are links on pages 4 and 22 to videos.</p> <p>You will need to</p>	<p>ICT</p> <p>Now is your chance to present some of your hard work. Within j2e there is a program in j2office called Present, which is very similar to Powerpoint. You can use either program to present your work from either the Year 3</p>	<p>French</p> <p>Today we shall learn the French words for common town buildings.</p> <p>Here is the Flipchart to introduce this lesson.</p> <p>Here is the sheet to complete.</p> <p>If you'd like to</p>

introduce this task.
Here is the link to the music we will be analysing today.
Here is a sheet to record your analysis.



Here is a video which introduces "Be Awesome Go Big." And here is a clip all about "Dealing with Change."



respond to this lesson by answering the questions on pages 6, 7 and 8 today.



Guide or the Victorian Circus research you have conducted this week.



further enhance your language skills, have a go at using the App

