








Year 6 Summer term week 4 (11th May 2020)

MONDAY	TUESDAY	WEDNESDAY	THURSDAY	FRIDAY
Morning Work	Morning Work	Morning Work	Morning Work	Morning Work
<u>Maths</u> We are now on to revision of the themes covered throughout this year. For each day, there will be a collection of SATs questions from previous years. Please work your way through as many questions as possible (ensuring a variety of both arithmetic and worded questions are attempted) and then go through your answers to see if you were correct. If you are unsure how to complete the question, please press the 'YouTube' link for an explanation of how to answer the question.				<u>Maths</u> Complete the BBC Challenge day for Week 2. Link to website NB the answers are at the bottom of the page so don't scroll down too far :-) 
Adding and subtracting fractions Questions Answers	Multiplying and dividing fractions (including finding fractions of amounts) Questions Answers	BIDMAS Questions Answers	Fractions, decimals and percentages Questions Answers	
<u>Literacy</u> This week in literacy we are going to write a reverse-a-course to change children back from mice (just like in Roald Dahl's The Witches) To get you on your way, complete this comprehension from an	<u>Literacy</u> Looking at the wonderful course from yesterday, highlight the features of what makes it such a great example to use as our guide. Flipchart Example Text to highlight	<u>Literacy</u> Now it is your turn to create a plan for your course. Flipchart Example Planning sheet	<u>Literacy</u> And finally...you can now write your reverse-a-course and then check you have included all of the success criteria. Example Success Criteria	<u>Literacy</u> Now that you have made your reverse-a-course, now have a go at performing it! We were so impressed with your Titanic News Reports! We'd love to see these added to j2e too.

<p>example curse.</p> <p>Comprehension</p>				
<p><u>Art</u></p> <p>For our final lesson of Lowry, we'd like you to complete a final piece combining his style of drawing both people and scenery. You can do this using mixed media or through your own drawing or painting skills.</p> <p>Flipchart</p> 	<p><u>RE</u></p> <p>Discover more about the religious festival or Ramadan which is currently being celebrated throughout the world.</p> <p>BBC website</p> 	<p><u>Science</u></p> <p>In our final lesson on evolution we shall consider the woodpecker and how they have been adapted to be able to withstand injury from head banging before creating our own covering to protect an egg - this could get messy!!</p> <p>The woodpecker Flipchart Plan for your egg holder</p>	<p><u>French</u></p> <p>Our new topic is discovering all about parts of the home. Today we will look at room names and we'd like you to create a floorplan of your home with labels in French of each room.</p> <p>Website Woodsearch</p> 	<p><u>PDL</u></p> <p>This lesson will need parental guidance. There are a variety of tasks which all stem around the idea of living together with kindness. We hope you find these useful.</p> <p>Red Cross - Living together with kindness</p> <p>spread the love ~</p>  <p><small>chibird.tumblr.com</small></p>