






Year 6

Summer term week 5 (18th May 2020)

MONDAY	TUESDAY	WEDNESDAY	THURSDAY	FRIDAY
Morning Work	Morning Work	Morning Work	Morning Work	Morning Work
<u>Maths</u> We are now on to revision of the themes covered throughout this year. For each day, there will be a collection of SATs questions from previous years. Please work your way through as many questions as possible (ensuring a variety of both arithmetic and worded questions are attempted) and then go through your answers to see if you were correct. If you are unsure how to complete the question, please press the 'YouTube' link for an explanation of how to answer the question.				<u>Maths</u> Try some of these NRICH problems: 1, 2, 3 magic square Code Breaker Shifting Times Tables (KS3) Or play a maths game with your family; Yahtzee is a firm favourite with Mr C :-) 
Multi-step Problem Solving Questions Answers	Money Questions Answers	Time Questions Answers	Ratio and Proportion Questions Answers	
<u>Literacy</u> This week we are going to create a short narrative for the moment you finally find your witch after	<u>Literacy</u> Now it is time to plan our atmospheric and chilling narratives. Here is the flipchart to	<u>Literacy</u> The time has come to record your suspense-filled narratives. Here is the flipchart to guide	<u>Literacy</u> We would like you to type up your narratives this week and then send them to your teachers, either through j2e or by email. Please take the	<u>Literacy</u> Please take the opportunity today to complete tasks from CGP booklets, carry out Lexia tasks or record a page about

<p>hunting for her in the forest.</p> <p>Today we will start with collating some impressive WOW words using this video as a stimulus.</p> <p>Here is the flipchart. This word bank may also prove helpful.</p>	<p>guide you. Click here for the planning sheet.</p>  <p>If you feel a little 'stuck' there is an example on the flipchart for tomorrow ;-)</p>	<p>you.</p> <p>Remember to use the word bank and video from Monday to help you.</p> 	<p>opportunity to decorate your pages with watermarks, page borders or pictures. We very much look forward to reading these.</p> 	<p>what you are reading currently.</p> <p>Mrs Tigwell is reading "The Nowhere Emporium" by Ross Mackenzie at the moment, which is full of suspense and magic.</p> 
<p><u>History</u></p> <p>This week we shall look at Victorian Working Children and complete some detailed research about their lives and the hardships they suffered.</p> <p>Here is the flipchart to support you.</p> <p>Here are helpful links to conduct your research:</p> <p>Petersfield's Workhouse</p>	<p><u>French</u></p> <p>This week we will move to looking at furniture within the home.</p> <p>Here is the flipchart to support you. You may find it helpful to type your words in to Google Translate to know how to pronounce them correctly.</p>	<p><u>Science</u></p> <p>Today you can have a go at setting your own pit-fall trap to look at the wildlife within your own garden.</p> <p>Here is the flipchart we would use in school (you'll need to adapt the setting to your own garden).</p> <p>Here are the instructions for how to make your pitfall trap.</p> <p>Be sure to visit your trap regularly throughout the week to record and wildlife found, but also to ensure you can set it free again :-)</p>	<p><u>PE</u></p> <p>Have a go at creating your own obstacle course for a family member. You can create this indoors or outside but please ask an adult before starting.</p> <p>If you need a little further guidance just follow this search link for inspiration.</p> <p>Want to make it harder? Ask your partner to complete it whilst wearing a blindfold! You will need to give them very specific instructions to ensure that they can complete your course safely.</p>	<p><u>ICT/PDL</u></p> <p>Today we shall look at the difference between bullying and cyberbullying, and recognise what we should do if we see cyberbullying or if we are affected by it in any way. The flipchart includes some of the responses to the activities so please ensure you complete these before checking your answers.</p> <p>Here is a flipchart to introduce this theme.</p> <p>Here is the activity sheet to analyse the difference between bullying and cyberbullying.</p>

Coal Mines
Textile Mills
Chimney Sweep
Trappers
Street Children
Here is the sheet to
record your research.
The life of Dr Barnardo



Here are some scenarios to look
through BEFORE looking at the
answers on the flipchart.