





Year 4

Week Commencing 4th May 2020

Monday 4th	Tuesday 5th	Wednesday 6th	Thursday 7th	Friday 8th
<p>This week the <i>word of the day</i> has been left blank so you can choose your own "Word of the Day" (Maybe it's a word you have heard or read but do not know the meaning of.)</p>				
<p>Morning Work Let's workout</p>	<p>Morning Work Let's work out</p>	<p>Morning Work Let's work out</p>	<p>Morning Work Let's work out</p>	<p>Morning Work Let's work out</p>
<p><u>Spelling and Handwriting</u> Using this week's spelling list, write each word in your handwriting book and write at least 1 line of each spelling word.</p> <div data-bbox="197 1002 456 1270"> </div> <p>(Click to enlarge)</p>	<p><u>Literacy</u> Read to the page "As they waited..." (Page 15 of PDF)</p>  <p>Using this picture of Tom, (click picture) generate nouns and adjectives around the outside of the picture to describe him.</p> <p>Think about:</p> <p>Appearance Behaviour (how he acts) Personality</p>	<p><u>Literacy</u> Now using yesterday's vocabulary, write descriptive sentences about Tom. (If you need to you can click on yesterday's word banks.)</p> <p>Try to include interesting sentence starters. Think about CAPE, especially prepositions to help you describe Tom in detail.</p>  <p>(Click picture for a word bank.)</p>	<p><u>Comprehension</u></p>  <p>As Tomorrow is VE day, where we celebrate the end of WW2 in Europe. Complete one of these comprehensions to learn out more about it.</p> <p>There are 3 different levels to choose from on the attachment, choose 1 to complete. (Answers are provided.)</p> <p>Or, complete one of the comprehensions provided</p>	<p><u>VE DAY!</u></p>  <p>Today is the 75th Anniversary for the "Victory in Europe" which marked the end of WW2 for people in Europe.</p> <p>It occurred on the 8th May, 1945 when the German Army offered a complete and unconditional surrender to the Allied Forces.</p> <p>Click here for a video all about VE day. Or here, for a PDF version of a Power Point.</p>



Click the links below for a maths investigation!

Today's helpful tip:

Draw out the problem!

Level A
Level B
Level C

(Click here for answers 1-11
Click here for answers 12-18)

Or, you can play a times table game on **education city** or **hit the button**.

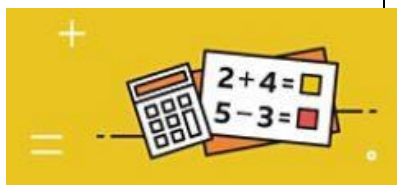
Complete the next page of your times table grid.

Challenge yourself

Everything is 3D in your house so look at the faces of the shape.

Or, BBC Daily –Week 2 Maths Challenge.

(Click image)



furniture/space/room.

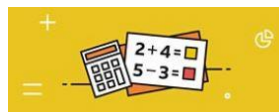
(Please be careful and only go where you are allowed! We don't want you tripping up!)



Remember the perimeter is the distance round the outside of the shape. (Around all the sides, added together.)

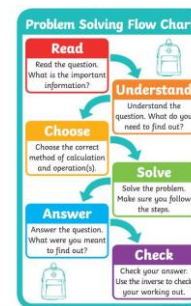
If you've worked out the perimeter – Can you work out the area? (Length x width)

Or, BBC Daily - Week 2 Maths Challenge



There are two levels, choose the one you feel most confident with.

Remember to read the questions carefully and pick out the key information. Remember to use RUCSAC to help you.



Click on the picture for a helpful reminder.

1 Step word problems
Multi step word problems



Or,

Target your Maths page 15 (top right corner)

Complete the Using +/- Facts 2

Enigma Machine's secret code, which the Germans had used to communicate. Alan Turing, along with his colleagues developed the "Bombe" a machine that was able to decipher the secret code.

Click here to see if you can break the code! (There are other challenging included in the link, if you dare!)

<p>to see how many you can do in 10 minutes!</p>			<p>Choose either Column A,B or C to complete.</p> <p>Use the + & - you know to help you find other related facts!</p>	
<p><u>Art</u> Little Ships.</p>  <p>Today you are going to create your own little ships picture, using a material of your choice, (e.g. pencil, pastel, chalk, paint or pen)</p> <p>Using the skills (click here) you developed last week, you will draw a scene of your little boats on the channel crossing to France.</p>	<p><u>P.E</u> Street dance</p>  <p>Recap on the dance moves from last week.</p> <p>Click here.</p> <p>If you feel super confident and want to add more moves to your original 3 click here to learn the next 3 moves.</p> <p>Now once you've mastered either the first 3 moves or all 6 moves – Put them into a dance routine to your favourite piece of music!</p> <p><u>Don't forget!</u> If you are inside be careful!</p>	<p><u>Home Economics!</u> Housework time!</p>  <p>Ask an adult what they need doing in the house. Complete at least 2 jobs round your home. These could include:</p> <p>Dusting Vacuuming Unloading/ loading the dishwasher or, washing up Doing the laundry Putting away clothes Tidy your bedroom – look under the bed? Is the Crud living under there? (Who is the Crud you might ask. Well click here to find out!)</p>	<p><u>PDL</u> The importance of team work</p> <p>I am an amazing person!</p>  <p>Click here to go to the BBC daily Lesson.</p> <p>Read the webpage and watch the three videos.</p> <p>Once you have done that, complete the “I am amazing person” worksheet.</p>	<p><u>Arts & Crafts</u></p>  <p>Click on the picture to create your own Spitfire, or choose a VE day drawing to colour here, or create your own drawing of VE day celebrations!</p> <p><u>WW2 cooking!</u> Throughout WW2 food rationing was vital in making sure there was enough food for everyone. Click here for a booklet on wartime recipes. Could you try to make one of these recipes?</p>



Click the picture for helpful hints and a WAGOLL.

Click here for quotes to use.

We don't want any accidents or broken vases!



Watering the plants.



What are your thoughts and reflections of the day.

Click here.

Are you fascinated by Spitfires? I know some of you are! Click this link to here a Story about the Battle of Britain, being released weekly by the RAF Museum!