





# YEAR 4 Week Commencing 15th June

Monday 15th	Tuesday 16th	Wednesday 17th	Thursday 18th	Friday 19th
Morning Work Answers Mindfulness	Morning Work Answers Mindfulness	Morning Work Answers Mindfulness	Morning Work Answers Mindfulness	Morning Work Answers Mindfulness
<p>The <i>word of the day</i> has been left blank so you can choose your own "Word of the Day"            Check out the Collins Dictionary word of the day or have a go at the Collins "Quick Word Challenge".            Don't forget your Daily Workout!</p>				
<p><u>Spelling and Handwriting</u>            Using this week's spelling list, write each word in your handwriting book and write at least 1 line of each spelling word.</p>  <p>(Click to enlarge)</p>  <p>Click the picture for the year</p>	<p><u>SPAG</u>            Complete this SPAG mat.</p>  <p>(Click the picture to download.)</p> <p>There are 3 different levels to choose from and answers are provided.</p> <p>Alternatively, play this interactive game to become a</p>	<p><u>Literacy</u></p>  <p><u>Once in a Lifetime</u></p> <p>In Literacy this week we are going to look back on a video we watched for a Focus Write before lock down. This week we are going to explore it in more detail.</p> <p>Rewatch the video, (click the picture).</p> <p>Think about these key questions as you watch it.</p> <p>1. Why did the man need to</p>	<p><u>Literacy</u></p>  <p><u>Once in a Lifetime, continued.</u></p> <p>(Click picture to rewatch the video.)</p> <p>1. Note down the fantasy elements in the story.</p> <p>(The things we would think are impossible but in fact happen in the story.)</p> <p>2. Now come up with your own fantastical creature that could come along and</p>	<p><u>Literacy</u></p>  <p><u>Once in a Lifetime, the ending.</u></p> <p>(Click the picture for the video.)</p> <p>Today you are going to rewrite the story from where the man leaps from the ship and lands on the second turtle and create your own ending.</p> <p>It is very</p>

<p>3 &amp; 4 spelling list for alternate spellings.</p> <p></p> <p>Click here to play an interactive spelling game, it's a great way to learn key spellings!</p> <p><u>Extension:</u></p> <p>Choose at least 3 of the trickiest spellings and write them in sentences in your handwriting book.</p> <p>Remember to keep your handwriting super neat.</p> <p>Check this <a href="#">link</a> for a recap of handwriting tips.</p>	<p>story editor!</p> <p>Or, carry on with one of you comprehensions you received in your home learning packs.</p>	<p>lasso one of the turtles?</p> <p>2. Did he appear surprised to see flying turtles?</p> <p>Today's activity.</p> <p>Think about the key parts of the story.</p> <p>For each key part note down a verb and adverb to describe the moment.</p> <p>Then, write down the most important moments in 8 sentences, remember to use the verbs and adverbs you generated.</p> <p>If you need help identifying some of the key moments, <a href="#">click here</a>.</p> <p>If you are stuck for verbs and adverbs <a href="#">click here</a>. (Use page 2 &amp; 4.)</p> <p>Complete this in your exercise book, or post on J2e.</p>	<p>save the day!</p> <p>You cannot add physical features to it. The turtles did not grow wings, they used what they had in order to fly. What skill will your creature have/need? Think carefully.</p> <p>3. Write at least 3 sentences to describe your creature.</p> <p>4. Then, you can draw it.</p> <p>Complete this in your exercise book, or post on J2e</p>	<p>important to 'show, not tell' as you write your ending. Watch this clip for an explanation and ideas.</p> <p>Complete this in your exercise book, or post on J2e.</p>
---	---	---	--	--

This week we are focusing on times table facts.

For a warm up each day, challenge yourself to complete either one wheel or sheet (depending how confident you are) using a timer.

Then the next day try to beat your time on the next wheel or sheet.

Click [here](#) here for mixed times table wheel. (Trickiest)

Alternatively, click below for the times table you wish to focus on this week.

3 x    4 x    6 x    7 x    8 x    9 x    12 x

Remember! At the end of the week, look at how quickly you have answered the wheels!

Maths  
Investigate!

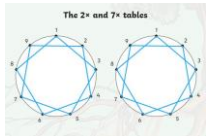
Get your thinking caps on!



Digital Roots investigation!

Discover hidden patterns  
in times table facts!

Click the picture for the  
Power Point.



Complete this in your

Maths



Target Your Maths  
page 32. (Top right  
corner of new booklet.)

Multiplication review.

To recall and use  
known multiplication  
facts.

Choose either A,B or C  
to complete.

Answers page 7 of  
booklet.

Maths

Target Your Maths page 47.  
(Top right corner of new  
booklet.)

Choose either A,B or C to  
complete.



Factors 2

To recognise and use factor  
pairs in mental calculations!

Factors are numbers  
which multiply together you  
make another number.

e.g. the factors of 12 are 1 & 12,  
2 & 6, 3 & 4.

Maths

Target Your Maths page 55.  
(Top right of new booklet.)

Word Problems.

Complete either A, B or C.

Answers on page 12 of the  
booklet.

Solve these word problems  
using your times table  
knowledge.

Use RUCSAC to help you.

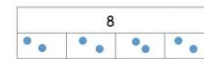
Maths  
Fraction Friday

Target Your  
Maths page 68

Fractions of  
quantities 2

Complete A, B or  
C.

Find  $\frac{3}{4}$  of 8



Answers page 14  
of booklet.

To find  
fractions of  
numbers and  
quantities.

exercise book.



Alternatively, check out today's BBC Daily Maths Lesson.

Or, you can play a times table game on **Education City**  
**Hit the Button**  
TT Rockstars  
Doodle Maths

Login's should have been provided via email. Any problems contact Mrs Tandy. (Email address at the top of the page.)



You can also carry on playing one of these games to help you practise!

**Education City**  
**Hit the Button**  
TTRockstars  
Doodle Maths

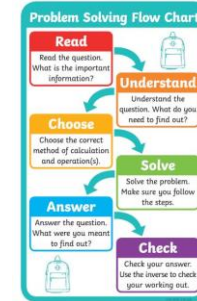
Login's should have been provided via email. Any problems contact Mrs Tandy. (Email address at the top of the page.)

As,  $1 \times 12 = 12$

$$2 \times 6 = 12$$

$$3 \times 4 = 12$$

Click here for a helpful power point that explains factors!  
Answers page 10 of booklet.



Remember if it is asking you to share or divide to say "How many" and count on your fingers using your tables.

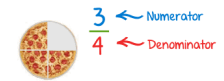
E.g. divide 18 by 3. Instead say how many 3's in 18. Use your fingers to count up, however many fingers you have used counting in 3's is your answer.

### Top Tips!

Draw out the problem – drawing circles always helps.  
Use counters or blocks or buttons (any thing you can easily count).  
If the question is asking for a fraction – divide!  
You can also carry on

Here is where you can apply your times table skills!

Click here for a reminder on how to find a fraction of an amount. Click here for a helpful Power point to guide you through.



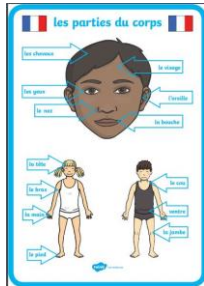



### Remember!

Using the amount - Divide by the denominator, times by the numerator!



Alternatively, check out today's BBC Daily Maths Lesson.

			<p>playing one of these games to help you practise!</p> <p><b>Education City</b>  <b>Hit the Button</b>  <b>TTRockstars</b>  <b>Doodle Maths</b></p>	
<p style="text-align: center;"><u>Art</u></p>  <p>For the next few weeks we are going to look at an sculptor, photographer and environmentalist called Andy Goldsworthy who specialises in installations involving nature and the passage of time.</p> <p>Click <a href="#">here</a> to learn more about him.</p> <p>This week we would like you to recreate this sculpture of his using materials found around your garden or in the park. It doesn't have to be exactly the same, just your interpretation of it.</p>	<p style="text-align: center;"><u>PDL</u></p> <p style="text-align: center;">Relationships</p> <p style="text-align: center;">Our Special People.</p> <p><b>We are learning about what is important in friendships and family relationships</b></p> <p><b>Letter to parents</b></p> <p>Click <a href="#">here</a> to read the power point all about today's focus. As you go through the Power point it will ask you to complete some sheets. These are attached below.</p>	<p style="text-align: center;"><u>Science</u> <u>Habitats!</u></p>  <p>We're on a mini beast mission. Every time you go outside there are always going to be different creatures to spot.</p> <p>Your mission today is to print off this sheet, (or copy it into your exercise book). Tick off the mini beasts you can spot in your garden. Then sketch your favourite.</p> <p style="text-align: center;"><u>Home Economics</u></p>	<p style="text-align: center;"><u>French</u> Body Parts!</p> <p>Today is the final lesson on body parts.</p> <p>Can you tell an adult the French for the different parts of the body?</p>  <p>Complete page 6 of the French Activity Booklet.</p>	<p style="text-align: center;"><u>Music</u></p>  <p style="text-align: center;">Tempo!</p> <p>I bet you are wondering, what is tempo? Click <a href="#">here</a> to learn about Tempo and play some fun activities to hone your skills!</p> <p style="text-align: center;"><u>P.E</u></p> <p style="text-align: center;">Dan the Skipping Man!</p> <p style="text-align: center;">Have a go at Dan's skipping</p>



Don't forget to take a picture and share it with your teacher!

Resource 1  
Resource 2  
Resource 3



Today you choose.

Will you help clean 1 room in the house?


Will you help prepare lunch or dinner?

Will you clear up all the washing at the end of the meal?

Will you mend something which has been broken, damaged, or has a hole in it?

Or, will you help with the laundry?

It's your choice but you must pick one!



“Draw an Alien or a Monster” and using the vocabulary provided in the rest of the booklet write sentences describing the creature you create!

Love learning French? I know I do! Check out “Duolingo” Free. It's a great app for learning the basics!

challenge,

[Click here.](#)

Then have a go at practising as many different types of hops, skips and jumps you can using a skipping rope.

Top Tips!

Please remember to stay safe.

Preferably skip on grass.

Make sure the rope is not too long.

Don't use it to trip others up... I can see what you are thinking!