





YEAR 4 Week Commencing 1st June

Monday 1 st June	Tuesday 2 nd	Wednesday 3 rd	Thursday 4 th	Friday 5 th
Morning Work Answers Let's Workout	Morning Work Answers Let's Workout	Morning Work Answers Let's Workout	Morning Work Answers Let's Workout	Morning Work Answers Let's Workout
<p>The <i>word of the day</i> has been left blank so you can choose your own "Word of the Day" Check out the Collins Dictionary word of the day or have a go at the Collins "Quick Word Challenge".</p>				
<p><u>Spelling and Handwriting</u></p> <p>Using this week's spelling list, write each word in your handwriting book and write at least 1 line of each spelling word.</p>	<p><u>Literacy</u></p>  <p>This week we are going to write a set of instructions to help an evacuee prepare for evacuation! Today you</p>	<p><u>Literacy</u></p> <p>Today you will write up your instructions.</p>  <p>Remember to include an introduction – what are the instructions telling the reader</p>	<p><u>Comprehension</u></p> <p>Complete 1 of these comprehensions listed below.</p> <p>Sun Safety (1 level and answers)</p> 	<p><u>SPAG</u></p> <p>Complete this SPAG mat.</p>  <p>(Click the picture to download.)</p> <p>There are 3 different levels to choose from and answers are provided.</p>



(Click to enlarge)

If you find these spellings super easy, check out the recommended year 4 spelling list. (Click the picture.)



Extension:

Choose at least 3

are going to plan your set of instructions.

Click here for a "How to write instructions" & WAGOLL. Click here for the template.

Remember to include:

Imperative Verbs
"How To..." in the title
Time conjunctions
Adverbs

to do?

The instructions should be written in full sentences using

Time conjunctions
Imperative verbs
Adverbs (for *how to*)
Helpful hints & safety tips
The use of bullet points or numbers to help order.
A picture or diagram.

Click here for a recap on how to lay it out and to see the WAGOLL.

Complete this in your exercise book or on J2e.


Wimbledon (3 different levels and answers provided.)



Alternatively, complete one of the comprehensions provided in your home learning pack, or one in the back of your spelling booklet.

Alternatively, choose a different page from a book and answer these questions:

Click here for a list of definitions.

<p>of the trickiest spellings and write them in sentences in your handwriting book.</p> <p>Remember to keep your handwriting super neat.</p> <p>Check this link for a recap of handwriting tips.</p>	<p>Helpful Hints</p> <ul style="list-style-type: none"> Bullet points or numbers Safety tips Conjunctions to explain why. Diagram/picture Write in the present tense. 			
<p>Remember to pick up your new Target Your Maths Booklet from the front of school as from next week we will be using it.</p> <p>Click here for a digital copy.</p>				
<p><u>Maths Investigate!</u></p>	<p><u>Maths</u> Target your Maths (1st booklet) page</p>	<p><u>Maths</u> Maths Activity Booklet page 17 & 18.</p>	<p><u>Maths</u> Target your Maths (1st booklet) page</p>	<p><u>Maths</u></p> 



Get your thinking caps on!

Click the links below for a maths investigation!

Today's helpful tip:

Try to find the pattern!
(Remember look at the difference between numbers to help spot the pattern.)

7.

“Counting on 2”



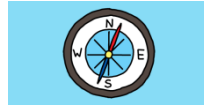
Count in multiples of 10, 25, 50, 100 & 1000.

Choose either A, B or C to complete.

Try to challenge yourself.

Remember to show your working.


“Position & Direction”



Complete the two pages of position and direction.

Remember!

We read coordinates “along the corridor, up the stairs” (The x axis followed by the y axis.)



(Click picture.)

Not sure what “Translate means”, click here.

Top Tip!

Use the diagrams on the page to help you!

51.

“Written method for division 2”

Complete either A, B or C. Try to challenge yourself.

Remember to solve these questions using bus stop division!

Create a list of directions for someone in your house to follow to get them from one place (or point) to another (point A to point B).

Remember to use key vocabulary like compass directions (N, NE, E, SE, S, SW, W, NW), left right, half, quarter, full turn, clockwise, anticlockwise.

Also remember to tell them *how many* steps they need to take.

Remember!

Be very clear, otherwise they may

<p>Investigation A Investigation B Investigation C (Answers)</p> <p>Or, you can play a times table game on education city or hit the button .</p> <p>Alternatively, complete the next page of your times table grid, (if you have any left).</p>	<p>Answers (page 2 of booklet)</p> <p>Alternatively, complete today's BBC Daily Maths Lesson.</p>		<p>Need a reminder of Bus Stop Division, click below.</p> <p>Bus Stop Method Bus Stop with Remainders Answers (page 11 of booklet)</p>	<p>get stuck or worse, lost!</p>
<p><u>Art</u> A miniature world!</p>	<p><u>Home Economics!</u> I know how lovely and</p>	<p><u>P.E</u> Create a sports day style obstacle course in your garden, (if you can).</p>	<p><u>French</u> Complete page 5 of the French booklet.</p>	<p><u>Music</u> Have a look at this <u>powerpoint</u> about Duration!</p>



See if you can find any plastic toy animals, dinosaurs, people, characters, lego, playmobil, etc.

Today you are going to create a world for them. A world of their own where they can live and explore.

Take the toy characters of your choice and in the garden (if

peaceful it can be to sew.

Today you can choose to carry on with some more sewing of your choice. Any more socks that need fixing? Or maybe they need jazzing up with a funky pattern.

Click here for sewing top tips!

Ask someone in your house to challenge you!

Click here and here for ideas!



Alternatively, scroll down to the “Other Helpful Resources” and choose a P.E activity.

PDL


Mental Health Awareness week has just been so we will be thinking about what it actually means.

Parents please read this first.

PowerPoint lesson
Printable version

(some interactive features are

“Méli-Mélo”



For a reminder of the Body parts click the picture.



Duration is one of the 7 Dimensions (Elements) of music and it is all about how long or short sounds are and keeping a steady beat!

Have a go at some of the activities suggested!

Alternatively, check out one of the music activities suggested in “Other Helpful Resources”.

you can) create a setting for them. They might be living there or exploring.



Remember to take pictures and send them to us!



If you don't have access to a garden. Why not create your own world for toy



Alternatively, Chores! They're not really a chore they're chorific!



See what the adult in your house needs help with, is it the washing? Is it the dusting? Is it your bedroom?

Complete at

lost)

Resource 1
Resource 2

animals or creatures using things round your house, like lego, boxes etc.	least 2 jobs round the house for your adult!			
---	--	--	--	--