

Year 4 Week Commencing 29th June 2020

Monday 29th	Tuesday 30th	Wednesday 1st	Thursday 2nd	Friday 3rd
Remember, the <i>word of the day</i> has been left blank so you can choose your own "Word of the Day"				
Morning Work Answers Mindfulness	Morning Work Answers Mindfulness	Morning Work Answers Mindfulness	Morning Work Answers Mindfulness	Morning Work Answers Mindfulness
<p>Our theme for this week.</p> 				
<p>This week we have provided lots of different activities for you to choose from. For most activities you can choose which animal you would like to learn about. You can choose to do the same animal all week or you can choose a different animal each day!</p>				
<p><u>Maths</u></p> <p>Below is a selection of animal themed maths activities. If you are unable to access any of these worksheets for any reason, please carry on with the Target Your Maths book. This week work through...</p> <p>Page 4 Place Value (Answers page 1) Page 5 Ordering & comparing numbers using $< = >$ (Answers page 1 & 2) Page 12 & 13 Roman Numerals (Answers page 3) Page 23 Column Addition (Answers page 5) Page 24 Column Subtraction (Answers page 5) or...</p>				
<p>Design a Zoo</p>  <p>(This activity can be broken into sections and</p>	<p>Carry on with your Design a Zoo from yesterday. Alternatively, complete this worksheet on budgeting for a cat!</p>	<p>African Animals</p>  <p>A Zoologist collected some data on a selection of African Animals can</p>	<p>Carry on with your Design a Zoo. Or, carry on with your African Animals work from yesterday.</p>	<p>Time to finish off any of the worksheets from this week that are unfinished.</p>

could last a few days. This is an open ended investigation and as a result has no set answers.)

Helpful Hint!

Remember cm^2 refers to the area.

E.g. the café is $4\text{cm} \times 3\text{cm}$

To work out the building cost.

$$4 \times 3 = 12$$

$$\text{So, } 12 \times \text{£}10 = \text{£}120$$

As it is $\text{£}10$ per 1cm^2 .

You will also need to use your Addition and Subtraction skills!

Remember to lay your work out carefully.

For a reminder on column method see the links in "Other Helpful Resources"

Alternatively, complete this code breaking activity!



Also, if you would like to do a Dot to Dot, click these two links.

Dog
Horse

you help him sort it out.

You will have to use your knowledge of bar charts and converting cm & m .

(This may take a couple of sessions.)


Or, complete this animal grid reference sheet.

Click [here](#) here for a reminder on how to read grid references.



Alternatively, Complete this worksheet, [Buying a pet](#).

You have a certain amount of money to buy a pet. Complete the worksheet to see which one you can afford.



Literacy

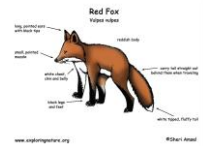
Literacy

Literacy

Literacy

Literacy

Choose an animal you would like to learn more about, it can be a wild animal or a domestic animal.



Draw the animal and then around the outside label features of the animal.

Click [here](#) for a useful website to learn about animals.

Think about labelling the parts of the animal and its defining characteristics. (What it looks like.)

Also, think about *why* animals have certain features.

E.g. Zebras have stripes to help them camouflage.

Lima's have tails to help them balance.

Birds have beaks to probe

Using the animal and work you completed yesterday, write a paragraph about the animal.

Remember to describe the animal using adjectives and tell the reader about its behaviour.




You can also include any other interesting facts about the animal.

Click [here](#) for a useful website to learn about animals.

You can carry on with the same animal or choose a different animal today.

Preferably an endangered animal.

Today we are going to look at the environments animals live in. Are there any environmental issues facing your animal? Does it need protection?



Today you can either create an informative poster which highlights the issues faced by the animal and makes a request to save the animal.

Or, you can write sentences telling the reader about the issues faced.

Click [here](#) for information about endangered animals.

Click [here](#) for a useful website to learn about animals.



You can choose to do today's lesson with an animal you have already learnt about or a new one.

You are going to plan a story that centres around your animal.

Think about:

Where is it set?

Who are the characters?

What are they doing?

What problem do they face? (Bad thing happens.)

How is the problem resolved?

How does the story end?

You can choose to do you plan as a story map – with pictures (with arrows leading to the next key part), or a storyboard (a bit like a comic), or write out notes answering the key questions.

Don't forget to label your



Today you will write up your story using your plan from yesterday!



Please remember to use your plan – we know what you are like!

You can write it in your exercise book or on J2e.

<p>for food etc.</p> <p>Then label other facts about the animal, e.g carnivore, swimmer, able to fly, lives in a group etc.</p>			<p>pictures or plan with key words you wish to use.</p> <p>Think about:</p> <p>Adjectives Feelings Thoughts Actions Sense Words Sentence Starters</p>	
<p>National Sports Week!</p> <p>We have been awarded the Youth Trust Certificate of Recognition for our engagement with, and participation in, sporting and physical activities. It would be fantastic if as many children as possible could take part in the activities listed below which have been devised by our Schools Games Organisers. There is a different one for each day of the week, each with two levels of difficulty. Challenges should be done between 9am and 3pm if possible – please send your results (sheet provided in one of the files below) in order to earn a point for Herne Junior School. Please sent results to: jenniferlknight9@gmail.com or amy.rodger@solent.ac.uk</p> <p>Spin the bottle warm up.png</p> <p>Move it Monday.png Try it Tuesday-3.png Work it Wednesday.png Train it Thursday-5.png Friday Finisher-3.png Daily Challenges Results</p>				
<p><u>Art</u></p> 	<p><u>Science</u></p> <p>Exploring habitats</p>	<p><u>PDL</u></p> 	<p><u>Music</u></p> 	<p><u>Free Choice!</u></p>  <p>You have learnt a lot this week about</p>

<p>Create your own animal from your imagination.</p> <p>It can have any features of any animal or be completely unique and new.</p> <p>You can draw your animal; create your animal out of things found outside, use clay, lego or any other medium you choose.</p>	 <p>Focusing on either the same animal or a different one.</p> <p>Find out about its habitat, where it lives. (Click the picture for a helpful website.)</p> <p>What is the land or sea like?</p> <p>What is the climate like?</p> <p>Are there any dangers?</p> <p>Where does it live in the habitat?</p> <p>What does it eat?</p> <p>Find out as much as you can about the animal.</p> <p>You can choose to present your work in any way.</p> <p>Create a poster.</p>	<p>Healthy Sleep habits.</p> <p>Read this power point and use these resources to learn all about why sleep is important.</p> <p>Then, find out about the sleep patterns of an animal of your choosing.</p> <p>How are its sleep patterns different to ours?</p>	<p>The Carnival of the Animals, by Camille Saint – Saens.</p> <p>Read this power point and listen to the piece of music.</p> <p>Can you guess all the different animals that the music describes?</p> <p>Alternatively, using your voice or things around your house can you create a piece of music that describes an animal?</p>	<p>animals.</p> <p>You can use this session to carry on finding out and thing you would like about any animal and present it in any way you like.</p>  <p>Alternatively,</p> <p>It's Friday afternoon, you have worked so well this week, why not curl up somewhere comfy, with a good book, (maybe about animals) and read quietly.</p>
---	--	---	--	---

	<p>Create a informative video.</p> <p>Draw a picture.</p> <p>Make a homemade version of the habitat etc.</p>			
--	--	--	--	--