







Year 4 Week Commencing 27th April 2020

Monday 27th	Tuesday 28th	Wednesday 29th	Thursday 30th	Friday 1st May
<p>Morning Work Let's work out</p>	<p>Morning Work Let's work out</p>	<p>Morning Work Let's work out</p>	<p>Morning Work Let's work out</p>	<p>Morning Work Let's work out</p>
<p><u>Spelling and Handwriting</u> Using this week's spelling list, write each word in your handwriting book and write at least 1 line of each spelling word.</p>  <p>If you find these spellings super easy, check out the recommended year 4 spelling list. (Click the picture.)</p>  <p>Extension: Choose at least 3 of the trickiest spellings and write</p>	<p><u>Literacy</u> Read to the end of “and so it was that he was taken off guard...” (page 10) before the double page picture. Look at the double page picture of the storm.</p>  <p>Click on picture.</p> <p>Task: List down any adjectives that describe the scene. Are you finding it tricky to come up with words? Click here to magpie some vocabulary. Then can you think of</p>	<p><u>Literacy</u> Today you are going to write a descriptive poem about the storm picture, by using the similes and adjectives you came up with yesterday. This will help to create imagery in the poem. Click this link for a reminder of similes. (To challenge yourself; could you include a metaphor? That is also explained on the link.) <u>Tip!</u> Can you use a thesaurus to help you come up with better words?</p> <p><u>WAGOLL!</u> Want to see what a good one looks like? Click here for a poem I made earlier!</p>	<p><u>Comprehension</u> Complete the "Sound Waves" comprehension. There are 3 different levels attached in the link, choose one to complete. (Answers are provided.)</p>  <p>Or, complete one of the comprehensions provided in your home learning pack or one in the back of your spelling booklet.</p>	<p><u>SPAG</u> Complete the “Think and Write: A Spring in Your Step” (page 11) worksheet in your Spring Activity booklet. Click here for answers.</p>  <p><u>Top Tips!</u> Adjective = a describing word. Expanded noun phrase = where you use one or more adjectives to describe the noun. Preposition = is a word which tells us where something is, e.g. under, over, beside, on etc. Fronted Adverbial =</p>

<p>them in sentences in your handwriting book.</p> <p>Remember to keep your handwriting super neat.</p> <p>Check this link for a recap of handwriting tips.</p>	<p>any similes that could describe the picture.</p> <p>What is a simile?</p> <p>A simile describes something by comparing it to something else, using like or as:</p> <p>The snake moved like a ripple on a pond. It was as slippery as an eel.</p> <p>Jess is as graceful as a gazelle.</p> <p>We use similes to make our own writing more descriptive and interesting.</p> <p>Try playing the quiz at the bottom of this webpage to test your skills on similes and metaphors.</p>			<p>phrases or words at the start of a sentence which are used to describe the action that follows, usually where, when and how. (e.g "On Tuesday..." "In the park..." "Slowly...")</p>
<p><u>Maths Investigate!</u></p> <p>Get your thinking caps on!</p>	<p><u>Maths</u></p> <p>Target Your Maths</p> <p>Written Method + - page 26. (top right side)</p> <p>Choose column A, B or C to complete.</p>	<p><u>Maths</u></p> <p>Do some baking or mixing!</p> <p>(If you can)</p> <p>Measure out the ingredients accurately using weighing scales/measuring jug and bake something tasty. Or,</p>	<p><u>Maths</u></p> <p>Target Your Maths</p> <p>Written method for multiplication page 49. (top right side)</p> <p>Choose either column A, B or</p>	<p><u>Maths</u></p> <p>Complete page 10 & 11 of the Maths Activity Booklet "Area and Perimeter".</p> <p>Click here for a helpful reminder video! <u>Remember!</u></p>



Click the links below for a maths investigation!

Money investigation (trickier)
Shape investigation (tricky)

Or, play a times table game on [education city](#) or [hit the button](#).

Complete the next page of your times table grid.

Challenge yourself to see how many you can do in 10 minutes!

Try to challenge yourself.

Remember to use Column Method to solve each question.

Top tips!

Remember to add on any digits you exchange under the line.

- Remember for subtraction, if the top number is smaller than the bottom number then you will have to exchange from the next place value column. Always start from the "ones" (units).

make a smoothie or milkshake!



Alternatively, if you are unable to bake/mix something. Pick a recipe from a book and look at the ingredients – What do the ingredients add up to altogether?

Remember to keep the liquid and solid ingredients separate as they use different units!

Challenge!

How much of each ingredient would you need if you were going to make double the recipe or half the recipe?

C.

.Try to challenge yourself.

Remember to use Column Method to work out the answers.

Need a reminder how to do column multiplication? [Click here.](#)

$$\begin{array}{r} 4 \times 137 = \\ \times \quad 137 \\ \hline 28 \\ 410 \\ \hline 548 \end{array}$$





Area – is the space taken up on the inside of a shape. This is measured in cm^2 .

You can work it out by multiplying the length x width.

(If there is squared paper $1\text{cm}^2 = 1$ square.)

Perimeter = the distance around the outside of the shape, you must add up all the sides together.

(If the shape is on squared paper count each square, if it's on a corner count both sides.)

<p><u>Art</u></p> <p>Read the story “Little Ships”.</p> <p>Click the links below in order.</p> <p>Part 1 Part 2</p>  <p>It tells the story of the Evacuation of Dunkirk in 1940. German troops were on the advance leaving the allied forces stranded at the beaches in Dunkirk. Churchill gave the order for all boats in Dover to evacuate the stranded troops.</p> <p>Today, on paper, split your page into 4 sections and have a go at sketching a “Little Ship” like the ones in the story. Look at each</p>	<p><u>Home Economics!</u></p> <p>This evening help cook dinner.</p> <p>Think about the ingredients, how much of each do you need.</p> <p>With guidance – prep the ingredients – this might involve chopping so ask for an adults help.</p> <p>Cook the dinner and remember to keep an eye on the timings!</p> <p>Once you have cooked, don’t forget you need to clean!</p> <p>Any good chef will always leave their sides clean and tidy!</p>	<p><u>Science</u> <u>Sound</u></p>  <p><u>Investigation time!</u></p> <p>My alarm clock is so loud! I want to create a way to muffle the sound so it cannot travel to my ears!</p> <p>Investigate – what materials would be best?</p> <p>How can we test them?</p> <p>Why are they effective or not?</p> <p>Create your own investigation to answer these questions!</p> <p>Here is a planning sheet to help you get started!</p> <p>Remember to write up your results and draw a diagram of</p>	<p><u>Music</u></p> <p>Listen to the popular song “We’ll Meet Again” from 1939.</p>  <p>Think about:</p> <p>What is the song about?</p> <p>How does it make you feel?</p> <p>Why do you think it was important to people during WW2?</p> <p>See if you can learn to sing the song, so you can perform it for someone in your house.</p> <p>Alternatively, have a look at these songs popular during WW2 – have a go learning these and have a think about what you think they mean.</p>	<p><u>P.E</u></p> <p>Look at this “Street Dance” video.</p>  <p>Have a go learning this street dance or make up one of your own to your favourite piece of music!</p> <p>Are there any other children in the house to join in?</p> <p>Remember to keep timing, balance and control of your movement.</p> <p>Also, if you are inside – be careful! We don’t want any accidents or broken vases!</p>

one in turn and think about how you could adapt and improve the next one.

Remember when you sketch you must use the pencil lightly and make little strokes.

Click on this [link](#) for helpful tips on size and proportion.



what you did.

Remember to upload it to J2e. Click [here](#) for a how to video!

My favourite is "White Cliffs of Dover!"

