

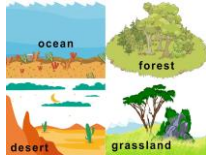





# Week Commencing 6th July 2020

PDF VERSION HERE

Monday 6th	Tuesday 7th	Wednesday 8th	Thursday 9th	Friday 10th
Day 1 Morning Work	Day 2 Morning Work	Day 3 Morning Work	Day 4 Morning Work	Day 5 Morning Work
 <p>This week our theme is “Our Planet”</p> <p>We will think about how we as humans can help protect and save the planet from many issues faced around the world on a daily basis.</p> <p>We have planned a range of activities for you to choose from. Each day focuses on a different issue.</p>				
<p><u>Our Oceans</u></p>  <p>Watch this video produced by the BBC linked to the series “Blue Planet” that aired a couple of years ago. As you watch the video, make</p>	<p><u>Habitats</u></p>  <p>From this list of habitats listed below, you can choose to study one or as</p>	<p><u>Recycling</u></p>  <p>Read through this <a href="#">power point</a> about the</p>	<p><u>Endangered Animals</u></p>  <p>Read this <a href="#">PDF</a> which teaches you all about endangered animals. (Hopefully you remember some things from last week!)</p>	<p><u>Carbon Footprint</u></p>  <p>Many things we do day to day contribute to the world’s carbon footprint.</p>

<p>notes on any interesting points you hear.</p> <p>The video will also ask you to join in.</p> <p>Here are the resources to join in. (You don't have too.)</p> <p style="text-align: center;"> <a href="#">Resource 1 - Oceans</a>  <a href="#">Resource 2 - Recycling</a>  <a href="#">Resource 3 - Reduce, Reuse &amp; Recycle</a> </p> <p>Today create a poster that will inspire people to help SAVE THE OCEANS!</p> <p>It must include:</p> <ul style="list-style-type: none"> <li>• Pictures</li> <li>• Key facts/issues</li> <li>• How we can help</li> </ul> <p>If you would like more information on the oceans, click <a href="#">here</a> for an informative power point.</p>	<p>many as you wish.</p> <p>Learn why these habitats are important and the dangers they face. (Read the PPT in normal view to see the notes attached to each slide.)</p> <p style="text-align: center;"> <a href="#">Our Forests PPT PDF</a>  <a href="#">Our Freshwaters PPT PDF</a>  <a href="#">Our Frozen World PPT PDF</a>  <a href="#">Our Grasslands PPT PDF</a>  <a href="#">Our Seas PPT PDF</a> </p> <p>(PDF's contain facts.)</p> <p>Once you have learnt all about the dangers different habitats face. You can choose to present this information in any way you like.</p> <p>(Remember to think about why these habitats are important and how we can help protect them.)</p>	<p>importance of recycling.</p> <p>For today's activity you can choose from:</p> <p>An Acrostic Poem to remind people to recycle. (What is an Acrostic poem? Click <a href="#">here</a> to find out.)</p> <p>A <a href="#">letter</a> from the point of view of Morris, reminding people not to litter. (Click the link for differentiated worksheets.)</p> <ul style="list-style-type: none"> <li>• Complete one of <a href="#">these</a> differentiated comprehensions all about recycling. (Answers provided.)</li> <li>• Create a poster to remind people to Reduce, Reuse and Recycle!</li> </ul>	<p>Play this "Guess the animal game." (Must be played FULL SCREEN to hide answers.)</p> <p>You can choose to focus on one or more endangered animal/s.</p> <p>For today's activities choose from:</p> <p>This <a href="#">template</a> to create a fact file on the animal/s chosen. Create your own fact file about endangered animals. Create a poster about the animals.</p> <p>Complete <a href="#">this</a> endangered animals activity sheet.</p> <p>Complete <a href="#">this</a> word search.</p>	<p>Read this <a href="#">power point</a> explaining carbon footprints. Then go onto this <a href="#">website</a> to calculate your own carbon footprint. Today's activities.</p> <p>Write an informative paragraph explaining what carbon footprints mean and why it is important to reduce it.</p> <ul style="list-style-type: none"> <li>• Create a poster showing everything you will do to help reduce your carbon footprint. Make a list of things you will change.</li> </ul> <p>You will look at this again in year 5, it will be interesting to compare your carbon footprint from now to when you are in</p>
---	---	--	---	---

	<p>You can:</p> <p>Write an informative paragraph explaining the dangers faced and how we can help.</p> <p>Create an informative poster.</p> <p>Make a Documentary style video.</p> <ul style="list-style-type: none"> <li>• Write a letter to someone in authority asking for help.</li> </ul> <p>Make a power point.</p>			<p>year 5.</p>
--	--	--	--	----------------

Maths

Below is a selection of environmental themed maths activities.

If you are unable to access any of these worksheets for any reason, please carry on with [Maths on Target booklet 2](#).

This week work through...

Ordering Number (page 8)

Number Lines (page 10)

2D Shapes (page 22)

10 minute [Tables Training/TTRS Battle of the Bands](#)

[CGP Books / Doodle Maths](#)

[Hit the Button](#)

<u>Maths</u>	<u>Maths</u>	<u>Maths</u>	<u>Maths</u>	<u>Maths</u>
--------------	--------------	--------------	--------------	--------------



Choose from these activities today.

Turtles of South Africa –  
Colour by numbers.

Answers

Sea Creature Symmetry.

Crack the Code for

Under the Sea. Can you solve  
the hidden words?

Afternoon Work

Lost in the forest! Can  
you help the friends  
break the code to unlock  
the phone, to help them  
escape the forest?

There are 3 levels to  
choose from. (Try to  
challenge yourself!)

Tricky Lost In The Forest  
Clue Cards  
Answers

Trickier Lost In The  
Forest

Clue Cards  
Answers

Trickiest Lost In The  
Forest.

Clue Cards  
Answers


You MUST view these  
Power points in FULL  
SCREEN,

otherwise answers will be  
revealed.)

Afternoon Work

Choose from:

Messy Magpie's  
subtraction colouring  
sheet.



Tally your trash and  
pictogram.

Recycling Addition  
Recycling Fractions  
Recycling graphs

Answers provided

Afternoon Work



Monkey Escape!

The Monkey's have escaped  
the Zoo but who is to blame!  
Solve the clues to find out  
who did the crime!









Answers provided.


Afternoon Work



You can choose to  
finish off any  
activities from the  
week that you have  
not completed.

Afternoon Work

Mindfulness Moment	Mindfulness Moment	Mindfulness Moment	Mindfulness Moment	Mindfulness Moment
<p style="text-align: center;"><u>Art</u></p> <p>Inspired by the video this morning we would like you to create your own “Plastic Sea Creature Sculpture” to help reflect the damage plastic is doing to our oceans.</p>  <p>You can use any clean plastic you can find.</p>  <p>Or, love learning about what is “Under the Sea”</p> <p>Read this <a href="#">power point</a> about the layers of the oceans.</p> <p>Then complete <a href="#">this differentiated</a> (3</p>	<p style="text-align: center;"><u>Science &amp; D.T</u></p>  <p>Think about the habitats in your back garden or local park. Is there anything you could do to help protect them?</p> <p>You could:</p> <ul style="list-style-type: none"> <li>create a bug house to protect the bugs.</li> <li>Grow a wild flower section to help the bees and pollination.</li> <li>Create a bird feeder or bath.</li> <li>Go pond dipping (You MUST take an adult with you, Safety first!) and make a record of all the wildlife you find in the pond.</li> </ul> <p>Think about, your habits and how they might affect the habitats – is</p>	<p style="text-align: center;"><u>Science</u></p>  <p>Let’s go on a scavenger hunt!</p> <p>Click <a href="#">here</a> for the <a href="#">scavenger hunt sheet</a>.</p> <p>Go around you house and see if you can find as many as these labels as you can!</p> <p>Click the pictures for definitions of each label.</p>   <p>Think about: What are</p>	<p style="text-align: center;"><u>Science</u></p>  <p>Create your own Top Trump card game based on endangered animals.</p> <p>Think about including the headings:</p> <ul style="list-style-type: none"> <li>Population</li> <li>Height or Length <ul style="list-style-type: none"> <li>Weight</li> </ul> </li> <li>Life expectancy</li> <li>Habitat loss.</li> </ul> <p>Or, choose to do some mindful colouring, click <a href="#">here</a> for templates.</p> <p>Or, draw a picture of your own, check out <a href="#">how to draw videos on youtube!</a> They’re Great!</p>	<p style="text-align: center;"><u>Reflection</u></p>  <p>Look back over the past week and all the issues our planet and our lives face.</p> <p>Use <a href="#">this</a> summary sheet to draw and write down 5 things you will change to help our planet.</p> <p>Free choice.</p> <p>Is there anything else you would like to learn about or explore?</p>

<p>ways) worksheet identifying which sea creatures live in the different layers.</p>	<p>there a change you could make? Put out fresh water for animals. Or any other idea you might have to help the habitats.</p>	<p>the best labels we want to see? What are the worst?  Do you have more of one than another?  Are there any changes you could make?</p>		
--	---	--	---	--

Useful links and resources to support your children with their home learning