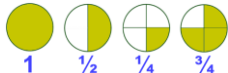




Year 3 Week commencing 29th June

Monday 29th	Tuesday 30th	Wednesday 1st	Thursday 2nd	Friday 3rd
Day 1	Day 2	Day 3	Day 4	Day 5
Morning Work	Morning Work	Morning Work	Morning Work	Morning Work
Maths Fractions <p>Today we are going to be looking at fractions of amounts with non-unit fractions (where the numerator is greater than 1).</p> <p>Follow the instruction and links on the sheet to help you.</p> <p>Activity Sheet Answer Sheet</p> 	Maths Fractions <p>Using yesterday's learning, you are going to solve problems linked to fractions of amount.</p> <p>Don't forget to use RUCSAC (click to view)</p> <p>Guidance Activity Sheet Answer Sheet</p> 	Maths Fractions <p>Today you will be solving problems and showing off your reasoning skills.</p> <p>Follow the instructions and links on the activity sheet below.</p> <p>Activity Sheet Answer Sheet</p> 	Maths Fractions <p>Now let's take a look at equivalent fractions! Follow the instructions and links on the sheets below for help and support.</p> <p>Guidance Activity Sheet 1 (answers included) Answer Sheet 2 (answers included)</p>	Maths Times Tables <p>Use one or more of the follow options to practise your times tables</p> <p>TTRS Battle of the Bands</p> <p>(Ash v Oak) (Fir v Elm)</p> <p>You have 1 week!</p> <p>Times Tables Wheel (click for example) Times Tables Book</p> <p>10 minute Tables Training</p> <p>(see how many questions you can answer correctly in 10 minutes)</p> <p>Tables Training Answers</p>

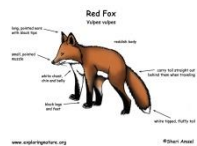
Our theme for this week.

ANIMALS

This week we have provided lots of different activities for you to choose from. For most activities you can choose which animal you would like to learn about. You can choose to do the same animal all week or you can choose a different animal each day! If you would like to change some of the activities to something a little different, or something you are really keen to complete, you may. Please do make sure that you complete some work that is Literacy based! Don't forget to share your project with your teacher.

Literacy

Choose an animal you would like to learn more about, it can be a wild animal or a domestic animal.



Draw the animal and then around the outside label features of the animal.

Click [here](#) for a useful website to learn about animals.

Think about labelling the

Literacy

Using the animal and work you completed yesterday, write a paragraph about the animal.

Remember to describe the animal using adjectives and tell the reader about its behaviour.

Don't forget:

Expanded noun phrases

Varied sentence starters

Accurate punctuation

FACTS

Literacy

You can carry on with the same animal or choose a different animal today.

Preferably an endangered animal.

Today we are going to look at the environments animals live in. Are there any environmental issues facing your animal? Does it need protection?



Today you can either

Literacy



You can choose to do today's lesson with an animal you have already learnt about or a new one.

You are going to plan a story that centres around your animal.

Think about:

- Where is it set?
- Who are the characters?
What are they doing?
What problem do they

Literacy

Today you will write up your story using your plan from yesterday!




Please remember to use your plan – we know what you are like!

You can write it in your exercise book or on J2e.

<p>parts of the animal and its defining characteristics. (What it looks like.)</p> <p>Also, think about <i>why</i> animals have certain features.</p> <p>E.g. Zebras have stripes to help them camouflage.</p> <p>Lima's have tails to help them balance.</p> <p>Birds have beaks to probe for food etc.</p> <p>Then label other facts about the animal, e.g carnivore, swimmer, able to fly, lives in a group etc.</p>	<p>You can also include any other interesting facts about the animal.</p> <p>Click here for a useful website to learn about animals.</p>	<p>create an informative poster which highlights the issues faced by the animal and makes a request to save the animal.</p> <p>Or, you can write sentences telling the reader about the issues faced.</p> <p>Click here for information about endangered animals.</p> <p>Click here for a useful website to learn about animals.</p>	<p>face? (Bad thing happens.)</p> <ul style="list-style-type: none"> • How is the problem resolved? <p>How does the story end?</p> <p>You can choose to do you plan as a story map – with pictures (with arrows leading to the next key part), or a storyboard (a bit like a comic), or write out notes answering the key questions.</p> <p>Don't forget to label your pictures or plan with key words you wish to use.</p> <p>Think about:</p> <ul style="list-style-type: none"> • Adjectives • Feelings • Thoughts • Actions • Sense Words • Sentence Starters 	
---	--	--	--	--

<u>Mindfulness moment</u>	<u>Mindfulness moment</u>	<u>Mindfulness moment</u>	<u>Mindfulness moment</u>	<u>Mindfulness moment</u>
<u>Afternoon Work</u>	<u>Afternoon Work</u>	<u>Afternoon Work</u>	<u>Afternoon Work</u>	<u>Afternoon Work</u>
<p align="center">National Sports Week!</p> <p>We have been awarded the Youth Trust Certificate of Recognition for our engagement with, and participation in, sporting and physical activities. It would be fantastic if as many children as possible could take part in the activities listed below which have been devised by our Schools Games Organisers. There is a different one for each day of the week, each with two levels of difficulty. Challenges should be done between 9am and 3pm if possible – please send your results (sheet provided in one of the files below) in order to earn a point for Herne Junior School. Please sent results to: <u>jenniferlknight9@gmail.com</u> or <u>amy.rodger@solent.ac.uk</u></p> <p align="center"><u>Spin the bottle warm up.png</u></p> <p align="center"><u>Move it Monday.png</u> <u>Try it Tuesday-3.png</u> <u>Work it Wednesday.png</u> <u>Train it Thursday-5.png</u> <u>Friday Finisher-3.png</u> <u>Daily Challenges Results</u></p>				
<p align="center">Art</p>  <p>Create your own animal from your imagination.</p> <p>It can have any features of any animal or be completely unique and new.</p> <p>You can draw your animal;</p>	<p align="center">Science</p> <p align="center">Exploring habitats</p>  <p>Focusing on either the same animal or a different one.</p> <p>Find out about its habitat, where it lives. (Click the picture</p>	<p align="center">PDL</p>  <p align="center">Healthy Sleep habits.</p> <p>Read this <u>power point</u> and use these <u>resources</u> to learn all about why sleep is important.</p> <p>Then, find out about the sleep patterns of an animal</p>	<p align="center">Music</p>  <p align="center">The Carnival of the Animals, by Camille Saint – Saens.</p>	<p align="center">Free Choice!</p>  <p>You have learnt a lot this week about animals.</p> <p>You can use this session to carry on finding out and thing you would like about any animal and present it in any way you like.</p>

<p>create your animal out of things found outside, use clay, lego or any other medium you choose.</p>	<p>for a helpful website.)</p> <p>What is the land or sea like?</p> <p>What is the climate like?</p> <p>Are there any dangers?</p> <p>Where does it live in the habitat?</p> <p>What does it eat?</p> <p>Find out as much as you can about the animal.</p> <p>You can choose to present your work in any way.</p> <p>Create a poster.</p> <p>Create a informative video.</p> <p>Draw a picture.</p> <p>Make a homemade version of the habitat etc.</p>	<p>of your choosing.</p> <p>How are its sleep patterns different to ours?</p>	<p>Read this power point and listen to the piece of music.</p> <p>Can you guess all the different animals that the music describes?</p> <p>Alternatively, using your voice or things around your house can you create a piece of music that describes an animal?</p>	 <p>Alternatively,</p> <p>It's Friday afternoon, you have worked so well this week, why not curl up somewhere comfy, with a good book, (maybe about animals) and read quietly.</p>
---	--	---	--	---