
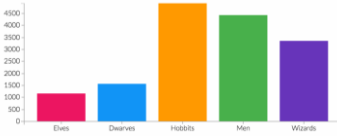










Year 3 Timetable Week Commencing 20th April

Monday 20th	Tuesday 21st	Wednesday 22nd	Thursday 23rd	Friday 24th
Day 1	Day 2	Day 3	Day 4	Day 5
Morning Work	Morning Work	Morning Work	Morning Work	Morning Work
<p>Maths- Statistics</p> <p>BBC Bitesize</p> <p>Worksheet</p> <p>Watch the teaching video and then try the activity below it.</p> 	<p>Maths- Statistics</p> <p>Play the game and/or complete an activity worksheet.</p> <p>Education City</p> <p>Worksheet 1</p> <p>Worksheet 2</p> 	<p>Maths- Statistics</p> <p>Choose one or more of the following to complete into your book.</p> <p>-CGP pages 46-49</p> <p>-Maths on Target page 30 (C1 pictograms)</p> <p>-Maths on Target page 76 (C2 bar charts)</p> 	<p>Maths</p> <p>Take this time to practise your times tables.</p> <p>Use one or more of the following</p> <p>TTRS</p> <p>Doodle Maths</p> <p>Youtube songs</p> <p>Times Tables book</p> <p>Try to make one of these <i>(click photo to enlarge)</i></p> 	<p>Maths- Investigation</p> <p>Answer this investigation in to your book. You can write the questions, draw the chart, print and stick-anything that will help you!</p> <p>Problem</p> <p>Here's a hint</p> <p>Solution</p> 

<p style="text-align: center;">Literacy</p> <p>Create a character description for any character in your reading book.</p> <p>Use this plan to help organise your ideas</p> 	<p style="text-align: center;">Literacy</p> <p>Generate adjectives and expanded noun phrases for your chosen character.</p> <p style="text-align: center;">Practise sheet</p> <p style="text-align: center;">Examples</p> 	<p style="text-align: center;">Literacy</p> <p>Present your ideas as a character profile. Remember to use headings and sub-headings.</p> <p>Add CAP starters to your expanded noun phrases to create interesting sentences.</p> <p style="text-align: center;">Examples</p> 	<p style="text-align: center;">Literacy</p> <p>Edit your work, remember to check:</p> <ul style="list-style-type: none"> - punctuation - spelling - sentence structure 	<p style="text-align: center;">Reading</p> <p style="text-align: center;">Comprehension</p> <p>Read the text and answer the questions.</p> <p>Remember to highlight/underline the key words in the question and skim read the text to find the answer.</p> 
<p style="text-align: center;">Afternoon Work</p> <p style="text-align: center;">Theme</p> <p>Plan a diary entry of what it is like to be living in isolation during</p>	<p style="text-align: center;">Afternoon Work</p> <p style="text-align: center;">PE</p>	<p style="text-align: center;">Afternoon Work</p> <p style="text-align: center;">STEM activity</p> <p>Choose an activity to explore at home. Note down what you are doing and what you</p>	<p style="text-align: center;">Afternoon Work</p> <p>Write your diary entry.</p> <p>Remember to proof read your sentences and check:</p> <ul style="list-style-type: none"> - punctuation 	<p style="text-align: center;">Afternoon Work</p> <p>Choose an activity from the practical ideas booklet in the <i>Useful links and resources</i> table below. Or</p>

this time. Describe activities you can and can't do, your thoughts/feelings, and advice you would give to someone if this were to happen again.



Try one of the links from the *Useful links and resources* table below.

discovered/found out.

[Idea 1](#) [Idea 2](#) [Idea 3](#)

[Idea 4](#) [Idea 5](#)

- sentences make sense
- You have included your thoughts and feelings.

find link below.

(PRACTICAL IDEAS)
[Booklet](#)

