

Varied Fluency

Step 1: Measure Length

Teaching note: Please note that precise measurements are dependant upon printer settings. Two of the questions require children to measure, therefore children must be provided with a ruler.

National Curriculum Objectives:

Mathematics Year 3: (3M2a) [Measure lengths \(m/cm/mm\)](#)

Differentiation:

Developing Questions to support measuring in millimetres (mm) or centimetres (cm) only.

Expected Questions to support measuring in millimetres (mm), centimetres (cm) and metres (m) with some mixed units, using increments of 1cm and 1mm. Objects placed at different positions on the ruler.

Greater Depth Questions to support measuring in millimetres (mm), centimetres and metres (m) with mixed units, using increments of 1cm and 1mm. Objects placed at different positions on the ruler, with some increments not shown.

More [Year 3 Length and Perimeter](#) resources.

Did you like this resource? Don't forget to [review](#) it on our website.

Measure Length


1a. Match each image to its length.

A.



2cm

B.



C.



3cm

4cm



VF

Measure Length


1b. Match each image to its length.

A.



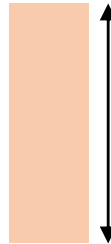
30mm

C.



20mm

B.



40mm



VF

2a. Imagine these objects are their usual size and match them to the most suitable length measurement.



fly

35cm



cat

6mm



VF

2b. Imagine these objects are their usual size and match them to the most suitable length measurement.



snake

80cm



moth

9mm



VF

3a. Tick the length of the bread.



Not drawn to scale

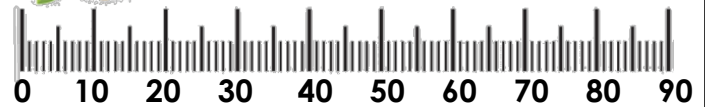
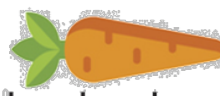
50mm

60mm



VF

3b. Tick the length of the carrot.



Not drawn to scale

30mm

35mm



VF

4a. Complete the sentence below.



The line is cm long.



VF

4b. Complete the sentence below.




The line is cm long.





VF


Measure Length

5a. Match each image to its length.

A. 

B. 

C. 


D. 

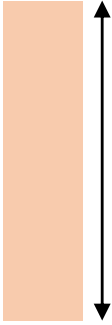



VF


Measure Length

5b. Match each image to its length.

A. 

B. 

C. 

D. 



VF

6a. Imagine these objects are their usual size and match them to the most suitable length measurement.



ladybird



bus



book



VF

6b. Imagine these objects are their usual size and match them to the most suitable length measurement.



ant



plane

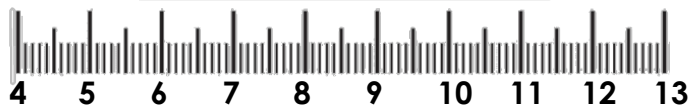


pencil



VF

7a. Tick the length of the pencil.




Not drawn to scale

6cm and 4mm 7cm



VF

7b. Tick the length of the snake.



Not drawn to scale

8cm and 1mm 9cm



VF

8a. Complete the sentence below.



The line is cm and mm long.



VF

8b. Complete the sentence below.




The line is cm and mm long.





VF


Measure Length

9a. Match each image to its length.

A.  38mm

B.  3cm and 1mm

C.  5cm and 2mm


D.  46mm





VF


Measure Length

9b. Match each image to its length.

A.  54mm

B.  37mm

C.  4cm and 3mm

D.  1cm and 6mm



VF

10a. Imagine these objects are their usual size and match them to the most suitable length measurement.



lion



helicopter



calculator

24m and 16cm

12cm and 3mm

1m and 98cm



VF

10b. Imagine these objects are their usual size and match them to the most suitable length measurement.



rubber



car



wolf

1m and 43cm

2cm and 84mm

4m and 57cm



VF

11a. Tick the length of the flower.



Not drawn to scale

3cm and 7mm 6cm and 8mm



VF

11b. Tick the length of the bunting.



Not drawn to scale

9cm and 1mm 7cm and 9mm



VF

12a. Complete the sentences below.



The line is cm and mm long.

The line is mm long.



VF

12b. Complete the sentences below.



The line is cm and mm long.

The line is mm long.



VF