



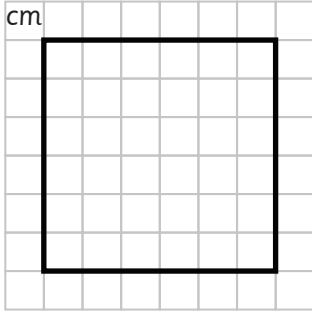
Pacing the Perimeter

Activity Sheet

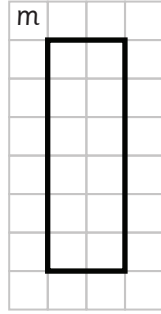
Name: _____

Class: _____

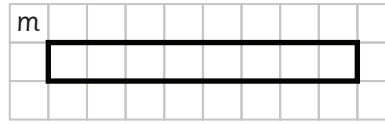
Use the square paper to measure the perimeters of these shapes.



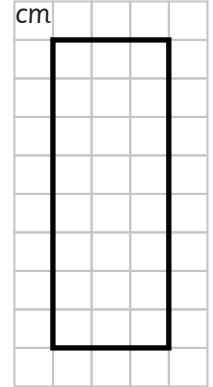
1. _____



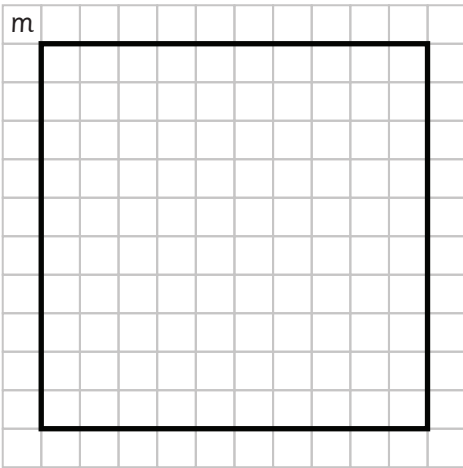
2. _____




3. _____



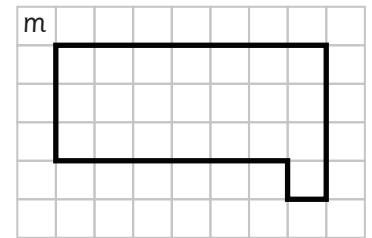
4. _____



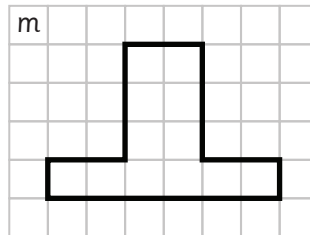
5. _____



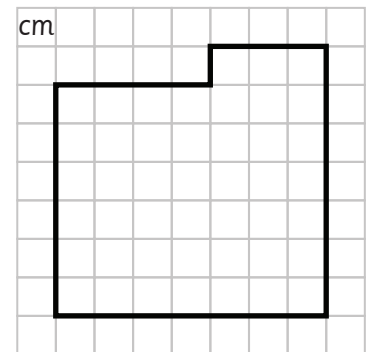
6. _____



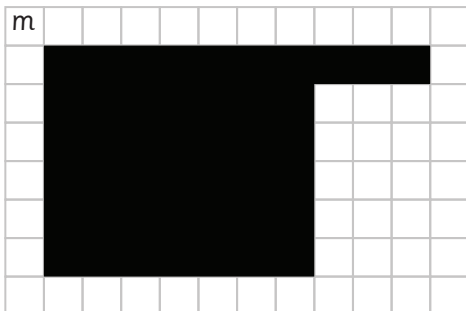
7. _____



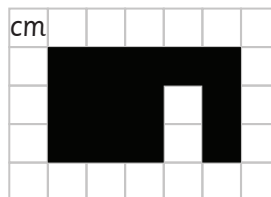
8. _____



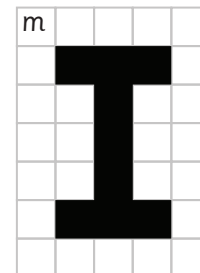
9. _____



10. _____



11. _____



12. _____



Pacing the Perimeter

Activity Sheet

Name: _____

Class: _____

Find each of these objects in your classroom and use a ruler to measure the perimeter of one of its faces.




13. Sticky note _____



14. Front of this sheet _____




15. Perimeter of a table top _____



16. Front cover of a dictionary _____



17. Perimeter of a screen on a PC, laptop or tablet _____



18. Cupboard door _____