




# YEAR 3      Week commencing 15th June

Monday 15th	Tuesday 16th	Wednesday 17th	Thursday 18th	Friday 19th
Day 1	Day 2	Day 3	Day 4	Day 5
Morning work	Morning work	Morning work	Morning work	Morning work
<b>Maths</b>	<b>Maths</b>	<b>Maths</b>	<b>Maths</b>	<b>Maths</b>
Add and Subtract multiples of 10 and 100	Multiply and Divide by 10, 100 and 1000	Put your learning to the test!	Apply your times tables knowledge 3 investigations.	Problem Solving
1) Watch this video to recap various strategies	1) Watch the this help video 2) Watch and complete the BBC Bitesize activities 3) Complete at least one of the following activities	Complete this Arithmetic Test along with the reasoning extension on the bottom of the page.	Answer at least one of the questions, and remember to think systematically!	Apply a range of Problem Solving skills to help answer these questions and be sure to use APE to help (see sheet for more information).
2) Complete at least one column from Maths on Target booklet 2 page 9.	Multiply and Divide by 10, 100 and 1000 (includes place	THEN	Investigations questions	Answer at least one of the four questions from the sheet.
		Doodle Maths TTRS		

	<p>value grid for support)          Problems- Multiply by 10, 100 and 1000          Extension Questions          Extension Answers</p>	<p>Education City</p> 		<p>Problem solving questions</p>
<p><b>Literacy</b>          Roman Adventure</p> <p>Read the story of Romulus and Remus and complete the story board activity.</p> <p>Follow this flipchart and complete the questions/activities on each page.          Story Board sheet</p>	<p><b>Literacy</b>          Roman Adventure</p> <p>Work through the flipchart, focussing on the skill of apostrophes for possession.</p> <p>Complete the activity into your book.</p> <p>Flipchart</p>	<p><b>Literacy</b>          Roman Adventure</p> <p>Work through the flipchart, focussing on expanded noun phrases.</p> <p>Complete the first activity either on the sheet below or into your books.</p>	<p><b>Literacy</b>          Roman Adventure</p> <p>Work through the flipchart, focussing on character's feelings.</p> <p>Complete the activity into your books.</p> <p>Flipchart</p>	<p><b>Literacy</b>          Roman Adventure</p> <p>Work through the flipchart and use the skill you have learnt throughout the week to write a 1st person recount.</p> <p>Make sure you link your writing to the Roman Adventure story you have been</p>

<p>Here's a hint Here's a hint- answers</p> 	<p>Powerpoint Here's a song all about the different uses of apostrophes (1:08 for possessive forms)</p>	<p>Flipchart Activity 1 Sheet</p> 	<p>Show Don't Tell support video</p>	<p>reading each day.  Flipchart</p> <p>Categories of Pronouns</p> <p>1. Personal Pronouns</p> <table border="1" data-bbox="1742 475 1973 576"> <thead> <tr> <th></th> <th>Singular</th> <th>Plural</th> </tr> </thead> <tbody> <tr> <td><b>First Person</b> <small>(The person speaking)</small></td> <td>I, me, my, mine</td> <td>we, us, our, ours</td> </tr> <tr> <td><b>Second Person</b> <small>(The person spoken to)</small></td> <td>you, your, yours</td> <td>you, your, yours</td> </tr> <tr> <td><b>Third Person</b> <small>(The person or thing being spoken about)</small></td> <td>he, him, his, she, her, hers, it, its</td> <td>they, them, their, theirs</td> </tr> </tbody> </table> <p>(click image to enlarge)</p>		Singular	Plural	<b>First Person</b> <small>(The person speaking)</small>	I, me, my, mine	we, us, our, ours	<b>Second Person</b> <small>(The person spoken to)</small>	you, your, yours	you, your, yours	<b>Third Person</b> <small>(The person or thing being spoken about)</small>	he, him, his, she, her, hers, it, its	they, them, their, theirs
	Singular	Plural														
<b>First Person</b> <small>(The person speaking)</small>	I, me, my, mine	we, us, our, ours														
<b>Second Person</b> <small>(The person spoken to)</small>	you, your, yours	you, your, yours														
<b>Third Person</b> <small>(The person or thing being spoken about)</small>	he, him, his, she, her, hers, it, its	they, them, their, theirs														
<p>Mindfulness Moment</p>	<p>Mindfulness Moment</p>	<p>Mindfulness Moment</p>	<p>Mindfulness Moment</p>	<p>Mindfulness Moment</p>												
<p>Afternoon Work Theme Roman Gods</p> <p>Work through the PowerPoint below to learn about the different Roman Gods.</p> <p>Use this information to design your own</p>	<p>Afternoon Work PDL Our Special People</p> <p>Read through the guidance on how to approach PDL sessions, work through the PowerPoint and use the resource sheets below to complete the</p>	<p>Afternoon Work PE Garden Obstacle Course</p> <p>Using items found around your home and garden, create your very own obstacle course.</p>	<p>Afternoon Work ICT</p> <p>How do the internet and search engines work?</p> <p>1) Watch the videos on how the internet and search engines</p>	<p>Afternoon Work Music What are dynamics?</p> <p>1) Watch the videos on BBC Daily Lessons</p> <p>2) Read the subsequent information on the page</p> <p>3) Complete at least</p>												

Roman God. Use one of the templates in the link below. Upload a copy of your work to J2E.

Roman Gods PowerPoint  
Design your own Roman God templates

activities  
Parental Guidance PowerPoint  
Resource 1- Friends and Family Statements  
Resource 2- Zone of Relevance  
Resource 3- Friend and Family Scenarios

You may wish to challenge your family to have a go, or time yourself to see how quickly you can complete it!

Click on the image below to enlarge and see a few ideas of what you can do.



work  
2) Complete the Perfect Passwords activity sheet

one of the activities  
Activity 1= 10 Pieces Dynamics sheet  
Activity 2 = Learn about Tchaikovsky and use this information to make an information page about him.

