












Year 3 Week Commencing 11th May

Monday 11th	Tuesday 12th	Wednesday 13th	Thursday 14th	Friday 15th
Day 1	Day 2	Day 3	Day 4	Day 5
Morning Work	Morning Work	Morning Work	Morning Work	Morning Work
<p>Maths <u>2D shapes</u></p> <p>Work your way through this information pack to learn about the properties on 2D shapes.</p> 	<p>Maths <u>2D shapes</u></p> <p>Using your learning from yesterday, create an anchor chart for 2D shapes and their properties.</p> <p>Example 1 Example 2 Example 3</p> 	<p>Maths <u>Multiplication</u></p> <p>Watch the tutorial, use your times tables knowledge and your prior school learning to help complete the activity sheet.</p> <p>Video Tutorial Activity sheet Answers</p> 	<p>Maths <u>Division</u></p> <p>Watch the tutorial, use your times tables knowledge (inverse) and your prior learning to complete the activity sheet.</p> <p>Video Tutorial using partitioning Video Tutorial using repeated subtraction on a number line Activity Sheet Answers</p> 	<p>Maths <u>Multiplication and division</u></p> <p>Apply your learning of multiplication and division using these Education City game</p> <p>The Sea Waved Back (game) Activity Sheet Football Mad (game) Activity Sheet</p> 
<p>Literacy <u>The Stone Trolls</u></p> <p>Read the story of The Stone Trolls and complete the</p>	<p>Literacy <u>The Stone Trolls</u></p> <p>Story</p>	<p>Literacy <u>The Stone Trolls</u></p> <p>Story</p>	<p>Literacy <u>The Stone Trolls</u></p> <p>Story</p>	<p>Literacy <u>The Stone Trolls</u></p> <p>Story</p>

<p>activities below. Click here for some background information of the story. Vocabulary activity Summary activity Quiz Answers</p> 	<p>Re-read the story and complete at least 2 of these Grammar Activities</p> <p>Odd-One-Out Answers</p> <p>Adjective Activity</p> <p>Preposition Activity</p> 	<p>Read through the summary and the example plan for how you could retell this story.</p> <p>Summary and example plan</p> <p>Now use the planning sheet to plan your own version of the story</p> <p>Planning sheet</p> 	<p>Using your plan from yesterday, begin to write your story.</p> <p>Remember to make sure your sentences include:</p> <ul style="list-style-type: none"> -<i>capital letter and full stops</i> -<i>adjectives</i> (from the adjectives activity) -<i>prepositions</i> (from the prepositions activity) -<i>interesting vocabulary</i> -<i>varied sentence starters</i> (e.g. CAP) 	<p>Continue writing your story from yesterday.</p> <p>Remember to write, edit and publish your work.</p> <p>Click here for examples on how to follow this writing process.</p>
<p>Afternoon Work History What was it like to live in the Stone Age?</p> <p>Refresh your learning of our Stone Age to Iron Age theme</p>	<p>Afternoon Work Science The Anatomy of Plants</p> <p>Watch the video and complete the BBC bitesize activities about plants.</p>	<p>Afternoon Work PE</p>	<p>Afternoon Work ICT</p> <p>Log in to J2E and use J2Data</p>	<p>Afternoon Work Mindfulness</p> <p>Listen to an audio book whilst taking part in a mindfulness activity. E.g. colouring, building lego, painting,</p>

<p>using the BBC Daily Lesson above.</p> <ol style="list-style-type: none"> 1. Watch the video 2. Explore the Evidence video (flash player needed) 3. Try at least one of the activities <p>Alternatively: create an information booklet on what you know about the Stone Age.</p> <p>You can include facts, drawings, pictures etc.</p>	<p>Use the information on this page to help with the next activity.</p> <p>Draw and label the parts and functions of a plant.</p> <p>Either design your own poster, or use the worksheet provided.</p> <p>Poster examples Worksheet Interactive Worksheet Additional information Plant song</p> 	 <p>Try one of the PE links from the <i>Useful links and resources</i> table below.</p>	<p>to create a bar chart of pictogram of your choice.</p> <p>J2E help sheets are available (click here)</p> <p>Use this opportunity to explore J2Data and see what you can produce.</p> 	<p>drawing, playing quietly with toys.</p> <p>You could choose an activity from Mindfulness and Relaxation Bingo.</p> <p>The following links have audio books available</p> <p>ePlatform (Herne school library access) Audiobooks Audible</p>
---	---	---	---	---