








# Year 3      Week commencing 18th May

Monday 18th	Tuesday 19th	Wednesday 20th	Thursday 21st	Friday 22nd
Day 1	Day 2	Day 3	Day 4	Day 5
<u><a href="#">Morning Work</a></u>	<u><a href="#">Morning Work</a></u>	<u><a href="#">Morning Work</a></u>	<u><a href="#">Morning Work</a></u>	<u><a href="#">Morning Work</a></u>
<b>Maths- Money</b> Convert £ to p  1) Watch <u><a href="#">White Rose Home learning teaching video</a></u> under the Summer Term week 3 tab, Lesson 1 (scroll to the bottom of the page) 2) Complete the activity sheet  <u><a href="#">Activity Sheet Answers</a></u>	<b>Maths- Money</b> Adding Money  1) Watch <u><a href="#">White Rose Home learning teaching video</a></u> under the Summer Term week 3 tab, Lesson 2 (scroll to the bottom of the page) 2) Complete the activity sheet  <u><a href="#">Activity Sheet Answers</a></u>	<b>Maths- Money</b> Subtracting Money  1) Watch <u><a href="#">White Rose Home learning teaching video</a></u> under the Summer Term week 3 tab, Lesson 3 (scroll to the bottom of the page) 2) Complete the activity sheet  <u><a href="#">Activity Sheet Answers</a></u>  	<b>Maths</b> Complete at least one interactive activity and one written activity  <u><a href="#">TT Rockstars</a></u> <u><a href="#">Doodlemaths</a></u>  <b>CGP book</b> Section 4, Page 42  <b>Maths on Target booklet</b> Page 84- D2 Money  	<b>Maths- Investigate</b>  <u><a href="#">Data Shape</a></u> Try this Nrich problem.  <u><a href="#">Problem Here's a clue Solution</a></u>  
SPaG Speech Marks	Literacy	Literacy	Literacy	Reading <u><a href="#">The Witch</a></u>

<p>1) Watch the following videos:</p> <p><a href="#">Using Speech Marks video</a></p> <p><a href="#">Punctuating Dialogue video</a></p> <p>2) Read through the information pages</p> <p><a href="#">Click here</a></p> <p>3) Complete the worksheet in your books</p> <p><a href="#">Activity Sheet</a></p>  <p><a href="#">Who Wants to Be a Millionaire?</a></p> <p>Try our spelling quiz and see how much money you would win!</p>	<p>Write a set of instruction on how to survive lock down.</p> <p>E.g. enjoy every moment,</p> <p>Make the best of a bad situation, do school work, learn new skills, plant things in the garden, play with your family etc.</p> <p><a href="#">Example</a></p>	<p>Write a 'How To' guide for taking care of plants, based on yesterday's science lesson.</p> <p>Think carefully about what you have learnt over the past few weeks about writing instructions and use this learning to help.</p> <p><a href="#">Example</a></p> 	<p>Write 10 things that you have enjoyed about the time you spent in Year 3. You could just the Year 3 overview at the top of the home-learning page as a reminder of some of the things you've learnt. But these 10 things do NOT need to be learning based- they could be ANYTHING that you have enjoyed during your first year at Herne. Try to develop your sentences using conjunctions to give more information.</p> 	<p>1) Read the text</p> <p>2) Underline the 3 word-classes identified with the pencil on the right of the page.</p> <p>3) Complete the vocabulary task by writing the definitions of the three words</p> <p>4) Explain the rule for using direct speech (use what you learned in Monday's lesson to help)</p> <p>5) Answer the comprehension questions under the text.</p> 
---	---	---	--	---



<p><u>Afternoon Work</u></p> <p><b>Geography- Time Zones</b></p> <p>Use the <a href="#">BBC Daily Lesson</a> to learn all about different time zones.</p> <p>1) Watch the teaching videos and reading the supporting information</p> <p>2) Activity 1-Take the quiz to test your knowledge on time zones</p> <p>3) Complete the <a href="#">Time Zone Text Message</a></p>	<p><u>Afternoon Work</u></p> <p><b>Science - What Plants Need</b></p> <p>1) Watch the <a href="#">BBC Bitesize</a> videos and read the supporting information</p> <p>2) Complete the interactive activity on the webpage</p> <p>3) Help Mr Davis to find out what he did wrong on the <a href="#">Poorly Plants activity sheet</a></p> <p><i><b>Top Tip:</b> You will need to remember this information for</i></p>	<p><u>Afternoon Work</u></p> <p><b>ICT- Coding</b></p> <p>Can you turn all the lights on? Try your coding skills with this game- <a href="#">Lightbot</a>.</p> <p>Follow the instructions given in the game and programme the robot to turn on all of the blue squares.</p> <p>Alternatively, click on the <i>Lightbot Coding</i> tile on <a href="#">J2E</a></p>	<p><u>Afternoon Work</u></p> <p><b>PDL- All About Me</b></p> <p>Create a poster/leaflet/ PowerPoint/ document</p> <p>all about YOU!</p> <p>Take this opportunity to share your hobbies, likes, dislikes, interests, favourite subjects and any other information you want your new teacher to know about you.</p> <p>Once you have done this, upload it to J2E so that it</p>	<p><u>Afternoon Work</u></p> <p><i>First, please make sure you have provided your teacher with your Self-Assessments for your end of year reports (see Friday Flyer for more details). Either upload to J2E or email your teacher directly.</i></p> <p><b>Free Choice</b></p> <p>Take this time to relax.</p> <p>You may wish to choose an activity from the <a href="#">Classroom Secrets booklet</a>, a task from the <a href="#">Mindfulness Bingo</a> grid, an activity from the PE resources below, or just play!</p>

sheet



*tomorrow's Literacy  
lesson.*



can be accessed by whoever  
your new teacher might be!

Word Example  
PowerPoint Example

This is your own time, so  
use it how you wish.

