
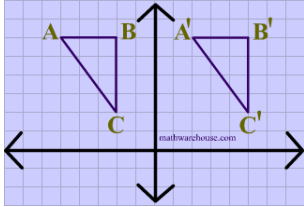











YEAR 5 Week Commencing 22nd June

Monday 22nd	Tuesday 23rd	Wednesday 24th	Thursday 25th	Friday 26th
Morning Work Answers Easy Print Version	Morning Work Answers Easy Print Version	Morning Work Answers Easy Print Version	Morning Work Answers Easy Print Version	Morning Work Answers Easy Print Version
<p>Maths</p> <p>This week we are starting with a recap of coordinates.</p> <p>There are 2 videos to choose from.</p> <p>The first is a simple recap.</p> <p>Video 1</p> <p>The second is a little more detailed.</p> <p>You will need to watch this one if you</p>	<p>Maths</p> <p>Today we are looking at reflection using coordinates.</p> <p>Watch this video.</p> <p>Group A Answers</p> <p>Group B slides</p> <p>These will explain your work in more detail.</p> <p><i>Unfortunately, they have to be looked at as a Power Point because of the interaction. You can do it without if you cannot view it.</i></p> <p>Group B</p>	<p>Maths</p> <p>Today we are going to start our work on translation.</p> <p>Watch this video.</p> <p>Today there is an extra level of work.</p> <p>Group A</p> <p>Group B</p> <p>Answers to both.</p> <p>Group C</p> <p>Answers</p> <p>Have a go at this Education City</p>	<p>Maths</p> <p>It's translation again!</p> <p>Watch yesterday's video again if you need to.</p> <p>If you are finding translation tough go back to yesterday's work and try the next group up.</p> <p>If not try one of these.</p> <p>Group A</p>	<p>Maths</p> <p>It is challenge Friday!</p> <p>Have a go at the BBC website challenges.</p> <p>Have a go at Challenge 1 and 2 independently.</p> <p>The others are challenging. Draw a model to help.</p>

<p>do group B work.</p> <p>Video 2</p> <p>Group A Answers Group B Answers</p>	<p>Answers</p> <p>Have a go at this Education City game if you would like some more practise.</p> 	<p>game if you would like some more practise.</p>	<p>Answers Group B Answers</p> <p>Extra optional Challenge</p> 	
<p>Literacy</p> <p>Today is SPAG and we are looking at coordinating conjunctions.</p> <p>Instructions</p>	<p>Literacy</p> <p>Today we are going to start our Wizard Work.</p> <p>Here is the link for the booklet that you will need. <small>(The school have donated)</small></p> <p>Today you will need to complete the pages</p>	<p>Literacy</p> <p>Today we have 2 tasks from the booklet.</p> <p>Task 1 - Wizard spells - Pages 8 and 9</p> <p>Task 2 - Wizard Comprehension - Page 10</p>	<p>Literacy</p> <p>Today we are practising weasel words and phrases!</p> <p>They are used in persuasive writing!</p> <p>You need to complete pages 11 - 13.</p>	<p>Literacy</p> <p>Today we will be thinking about persuasive features.</p> <p>You will need to complete pages 13 (imperative verbs) to 15.</p>

	<p>numbered 4-7.</p>		<p>Complete the imperative verbs tomorrow.</p>	
<p>Mindfulness moment</p>	<p>Mindfulness moment</p>	<p>Mindfulness moment</p>	<p>Mindfulness moment</p>	<p>Mindfulness moment</p>
<p>Creative Activity</p> <p>Have a go at making some wizard Top Trump cards.</p> <p>The link to the booklet that you will need is here. (The school have donated.)</p> <p>Today you will need the pages numbered 2 and 3.</p> <p>This will support your Literacy work for the rest of the week.</p>	<p>RE</p> <p>Today is Lesson 3 in our RE unit on Community.</p> <p>Instructions</p> 	<p>Theme</p> <p>Today we are going to look at the Greek City States of Athens and Sparta.</p> <p>Instructions Information slides Notes sheet Worksheet</p> <p>ATHENS vs Sparta</p> 	<p>Science</p> <p>Last week we looked at the work of Jane Goodall.</p> <p>This week it is the turn of David Attenborough.</p> <p>Instructions</p> 	<p>Creative Activity</p> <p>Carrying on with your work from literacy this week,</p> <p>today you will be designing a wizard school!</p> <p>Complete page 16.</p> <p>You don't have to draw your plan perfectly</p> <p>mathematically accurate.</p> <p>You can draw</p>



pictures of you
school as well as
plans.

A photograph of a miniature model of a castle or school building, illuminated at night. The building has multiple spires and is set on a rocky base. The scene is lit with blue and white lights, creating a dramatic effect.