






Year 5 Week commencing 4th May

Monday 4th	Tuesday 5th	Wednesday 6th	Thursday 7th	Friday 8th
Morning Work Questions Answers Easy Print Version	Morning Work Questions Answers Easy Print Version	Morning Work Questions Answers Easy Print Version	Morning Work Questions Answers Easy Print Version	Morning Work Questions Answers Easy Print Version
<p>Maths</p> <p>We have another week of time!</p> <p>Have a go at these time word problems. Here is a video that will help. (From about 1 minute 30 secs)</p> <p>Group A (Easier) Group B</p> <p>Answers at the end of each document.</p>	<p>Maths</p> <p>Today we are moving on to time tables.</p> <p>Watch this video first. Group A (If you usually do A or B sheets in class)</p> <p>Group B (If you usually do C sheet in class)</p> <p>Answers attached to each document.</p>	<p>Maths</p> <p>Time tables again today!</p> <p>Watch the video again if you need to.</p> <p>Group A Answers Group B</p> 	<p>Maths</p> <p>We will finish time tables today.</p> <p>Group A Answers Group B Answers</p> <p>When you have finished, have a go at this Education City game.</p>	<p>Maths</p> <p>Today is the 75th anniversary of VE day.</p> <p>You learned a little about it yesterday and will learn more in literacy today.</p> <p>For maths you have a fun Morse Code activity to try. A Morse code alphabet and the answers are all part of the document.</p> <p>B</p> 
Literacy This week we are	Literacy	Literacy Today you are going to write	Literacy Your reading challenge today is	Literacy Today you are going to think

<p>starting with SPAG.</p> <p>Have a go at this spelling activity on silent letters.</p> <p>Answers</p>  <p>Silent Letters</p>	<p>For today's literacy you are going to complete a task set by a real author - Abi Elphinstone.</p> <p>Instructions Planning sheet</p> 	<p>about your portal moment!</p> <p>Instructions</p> <p>Here is some writing paper but don't feel like to have to use it! Your book is fine.</p>	<p>all about VE day which is tomorrow.</p> <p>Try to remember as much as you can for tomorrow's literacy task.</p> <p>You can choose your challenge level.</p> <p>Level 1 Level 2 Level 3</p> <p>Answers attached to each.</p>	<p>about what VE day was like for those who were there.</p>  <p>Watch or read these first.</p> <p>Video And/Or</p> <p>Information slides</p> <p>What was VE Day like? Read these sources and then complete the activity.</p> <p>Sources Activity and Instructions</p> <p>Why is VE day important? Fill in this sheet reflecting on everything that you have learned.</p> <p>Sheet</p>
<p>Art</p> <p>Have a go at this snail activity.</p> <p>Remember to follow the instructions very</p>	<p>Theme</p> <p>As part of our theme comparing an area of North America with an area of our country, today we will look at</p>	<p>Geography</p> <p>Today is another of our key geography knowledge lessons - mountain ranges!</p>	<p>Theme</p> <p>Take your research from Tuesday and present it.</p> <p>Will you use a different method to your Yellowstone work?</p>	<p>VE Day Activities</p> <p>As it is a bank holiday afternoon, we have lots of fun activities for you to try.</p> <p>Pick and choose which ones</p>

carefully.

Instructions

Top Tip - don't press too hard with your pencil!



the South Downs National Park.

Instructions

Research sheet 1
Research sheet 2

Just like last week, do the research today and the presentation on Thursday.

Instructions Answers



Top Tip!

Use Google Maps. Type the mountain ranges in and then zoom out of the map. You will then be able to match it with your worksheet map.

Which sections will you need?

How will you make sure that the information is clear and easy to read?



you would like to do.

Bunting -sewing or colouring.

- Recipes
- Songs to sing
- Tea cup design

