










English Learning Pathway

Year 5	Autumn 1	Autumn 2	Spring 1	Spring 2	Summer1	Summer 2
Class Text / Literacy Devices/ Stimulus	 The Lost Words The Iron Man Wonderful life 7 weeks	 The Secret Suffragette Mr. Wuffles The Egyptian Cinderella Secrets of the Sun King. 6 weeks	 David Walliams Performance poetry 5 weeks	 Volcanoes – Katie the Volcano Girl 6 weeks	 Storm text Myths and Legends – Thesus and the Minotaur 6 weeks	 Myths and Legends – Thesus and the Minotaur The Day the Crayons Quit
Whole Class Reader	Cosmic	 Illustrated book awards	Swimming Against the Storm		The Girl of Ink and Stars	

<p>Writing Outcome</p>	<p>Poetry - Lost Words: Focus on word choice</p> <p>Description / Narrative – Iron Man: Use of powerful and appropriate vocabulary to describe the Iron Man falling down the cliff.</p> <p>Persuasive formal letter- Iron Man: to persuade an employer to employ the Iron Man</p> <p>Recount / Diary – Iron Man: First person recount as Hogarth telling his sighting of the Iron Man</p> <p>Narrative – Wonderful life: Retell the story with a focus on up-levelling vocabulary choices</p>	<p>Narrative – Mr Wuffles: Focus on writing dialogue</p> <p>Biography- Suffragettes: A biography of Emmeline Pankhurst.</p> <p>Letter- Suffragettes: Letter of thanks to the Suffragettes for their work.</p> <p>Recount / Newspaper report – Egyptians: A report on the discovery of Tutankhamun's tomb</p> <p>Description / Narrative- Egyptians: Describe the excavation and surrounding area focus on sense</p> <p>Instructions – Egyptians: How to open the tomb</p>	<p>Character Description/ Narrarative- David Walliams:</p> <p>Instructions – David Walliams:</p> <p>Narrative story opening – David Walliams:</p> <p>Performance poetry – Volcanoes</p> <p>Vocabulary exploration – volcanoes:</p>	<p>Instructions – Volcanoes:</p> <p>Information text – Volcanoes:</p>	<p>Description – storm:</p> <p>Vocabulary exploration – storm:</p> <p>Atmosphere – storm:</p> <p>Narrative -Theseus and the Minotaur:</p> <p>Character Description:</p> <p>Setting description:</p>	<p>Recount -</p> <p>Playscripts – performance and writing</p> <p>Persuasion – The Day the Crayons Quit</p>
-------------------------------	--	---	---	---	---	---

	<p>Description of new character – Wonderful life: 1st person description of new creature written as Snutt</p> <p>Recount / Diary – Wonderful Life: First person recount of a new nasty creature as Snutt.</p>					
--	---	--	--	--	--	--

Year 5	Autumn 1	Autumn 2	Spring 1	Spring 2	Summer1	Summer 2
Sentence, Grammar and Punctuation Skills	<ul style="list-style-type: none"> • How to use a dictionary for spelling/meaning. • How to use a thesaurus. • Homophones. • There, they're & their. • Modal Verbs – degrees of possibility. • Relative Clauses & Relative Pronouns. 	<ul style="list-style-type: none"> • Commas to clarify meaning or avoid ambiguity. • Colon to introduce a list. • Word endings cious/tious. • Semi-colon to mark boundaries between clauses. • Colons to introduce a list. • Dashes to mark boundaries between clauses. 	<ul style="list-style-type: none"> • I and me • Subject/Verb Agreement • Use of the hyphen • Word endings cial/tial • Silent letters w, k, b, g • Clauses and Phrases 	<ul style="list-style-type: none"> • Expanded Noun Phrases • Prepositional Phrases • Suffixes ant/ent • Fronted adverbials • Converting nouns or adjectives into verbs using suffixes (eg – ate; –ise; –ify) 	<ul style="list-style-type: none"> • Parenthesis – brackets, dashes & commas • Word endings ible/able • Relative Clauses & Relative Pronouns • Verb prefixes (dis-, mis-) • Verb prefixes (over- and re-) • Letter String ough 	<ul style="list-style-type: none"> • Idioms • Tenses • Apostrophes to mark plural possession • Antonyms • Synonyms