







Year 5 Home Learning

Week Commencing: Monday 21st March 2022

Morning Work	Please see Morning Work attached separately – this is what the children are doing in school this week.
 Reading	<p>For your reading, we would like you to engage with the text, 'Mirror' by Jeannie Baker. Follow the lessons and complete the tasks. As you follow the video, you will find some tasks are for you to answer as you go – you don't have to write all of these down.</p> <p style="text-align: center;">Lesson 1 – To introduce the text and author https://classroom.thenational.academy/lessons/to-introduce-the-text-and-author-6ww32e</p> <p style="text-align: center;">Lesson 2 – To infer from images and make comparisons https://classroom.thenational.academy/lessons/to-infer-from-images-and-make-comparisons-70tp4d</p> <p style="text-align: center;">Lesson 3 – To use images to make comparisons and predictions https://classroom.thenational.academy/lessons/to-use-images-to-make-comparisons-and-predictions-75gp6c</p> <p style="text-align: center;">Lesson 4 – To use images to make comparisons and links between the two stories https://classroom.thenational.academy/lessons/to-use-images-to-make-comparisons-and-links-between-the-two-stories-6gu3et</p> <p style="text-align: center;">Lesson 5 – To identify themes and messages of the story https://classroom.thenational.academy/lessons/to-identify-the-themes-and-messages-of-the-story-75h3cc</p>
 Spelling	<p>For your spelling this week, we would like you to focus on prefixes. Click on the links below and follow the lessons.</p> <p style="text-align: center;">Lesson 1 – To investigate more prefixes https://classroom.thenational.academy/lessons/to-investigate-more-prefixes-6nj3cr</p> <p style="text-align: center;">Lesson 2 – To investigate and apply prefixes https://classroom.thenational.academy/lessons/to-investigate-and-apply-prefixes-6mt32r</p> <p style="text-align: center;">Lesson 3 – To investigate more prefixes https://classroom.thenational.academy/lessons/to-investigate-more-prefixes-bi-trans-circum-and-tele-69gk4c</p> <p style="text-align: center;">Lesson 4 – To practise and apply knowledge of more prefixes https://classroom.thenational.academy/lessons/to-practise-and-apply-knowledge-of-more-prefixes-c9j68r</p>
 English	<p>For your English lessons this week, we would like you to focus on persuasive writing. Click on the link for each day and follow the lesson.</p> <p style="text-align: center;">Lesson 1 – To understand the features of a persuasive letter https://classroom.thenational.academy/lessons/to-understand-the-features-of-a-persuasive-letter-74tk4d</p> <p style="text-align: center;">Lesson 2 – To explore pronouns https://classroom.thenational.academy/lessons/to-explore-pronouns-75h38c</p> <p style="text-align: center;">Lesson 3 – To generate points to use in our persuasive letter https://classroom.thenational.academy/lessons/to-generate-points-to-use-in-our-persuasive-letter-6muk2d</p> <p style="text-align: center;">Lesson 4 – To develop a rich understanding of words associated with feeling surprised https://classroom.thenational.academy/lessons/to-develop-a-rich-understanding-of-words-associated-with-feeling-surprised-65jp2t</p> <p style="text-align: center;">Lesson 5 – To plan a persuasive letter https://classroom.thenational.academy/lessons/to-plan-a-persuasive-letter-71hk4e</p>
 Maths	<p>This week, we would like you to focus on volume. For each lesson, watch the video and complete the worksheet/quiz. Click on the link and follow the lesson.</p> <p style="text-align: center;">Lesson 1 – To read scales when measuring volume https://classroom.thenational.academy/lessons/volume-to-read-scales-when-measuring-volume-6ru68d</p> <p style="text-align: center;">Lesson 2 – To investigate and explain cubed numbers https://classroom.thenational.academy/lessons/to-investigate-and-explain-cubed-numbers-6hh38r</p> <p style="text-align: center;">Lesson 3 – To estimate the volume of objects https://classroom.thenational.academy/lessons/to-estimate-the-volume-of-objects-cdj3cd</p> <p style="text-align: center;">Lesson 4 – To describe volume in cubic units https://classroom.thenational.academy/lessons/to-describe-volume-in-cubic-units-6hhkj4</p> <p style="text-align: center;">Lesson 5 – To convert units of volume https://classroom.thenational.academy/lessons/to-convert-units-of-volume-c9h3cr</p>
Afternoon Research and Independent Project Time	<p>Our current theme in Year 5 is 'Living with the Power of Mother Nature'. For your independent project this week, we would like you to find out as much as you can about the amazing Scottish-American Naturalist, John Muir.</p> <p>You can use books or the internet and we would like you to present your work beautifully. This could be in the form of a poster, a fact file or a leaflet. It should be either A4 or A3 in size (no larger). When conducting your research about John Muir, we would like you to try to find answers to these questions:</p> <ul style="list-style-type: none"> • When was he born/when did he live? • Where was he from? • What was he most famous for? • What was his legacy? • Any other interesting facts? <div style="display: flex; justify-content: space-around; align-items: center;">   </div>