







Year 6 Home Learning

Week Commencing: Monday 21st March 2022

Morning Work	Please see Morning Work attached separately – this is what the children are doing in school this week.
<p style="text-align: center;">Reading</p> 	<p>For your reading, we would like you to engage with the text, 'London is the Place for Me' by Lord Kitchener. Follow the lessons and complete the tasks. As you follow the video, you will find some tasks are for you to answer as you go – you don't have to write all of these down.</p> <p style="text-align: center;">Lesson 1 – To form an initial impression of a song https://classroom.thenational.academy/lessons/to-form-an-initial-impression-of-a-song-6tgp6t</p> <p style="text-align: center;">Lesson 2 – To consider the author's purpose and intended audience https://classroom.thenational.academy/lessons/to-consider-the-authors-purpose-and-intended-audience-cgr64d</p> <p style="text-align: center;">Lesson 3 – To explore the author's use of language and word meaning https://classroom.thenational.academy/lessons/to-explore-the-authors-use-of-language-and-word-meaning-6crp2c</p> <p style="text-align: center;">Lesson 4 – To consider Lord Kitchener's perspective https://classroom.thenational.academy/lessons/to-consider-lord-kitcheners-perspective-6nj6c</p> <p style="text-align: center;">Lesson 5 – To make comparisons between two songs https://classroom.thenational.academy/lessons/to-make-comparisons-between-two-songs-cgr36t</p>
<p style="text-align: center;">Spelling</p> 	<p>For your spelling this week, we would like you to focus on suffixes and curriculum words. Click on the links below and follow the lessons.</p> <p style="text-align: center;">Lesson 1 – To investigate suffixes er and est comparative and superlative https://classroom.thenational.academy/lessons/to-investigate-suffixes-er-and-est-comparative-and-superlative-cmt62r</p> <p style="text-align: center;">Lesson 2 – To practise and apply knowledge of suffixes er and est comparative and superlative https://classroom.thenational.academy/lessons/to-practise-and-apply-knowledge-of-suffixes-er-and-est-comparative-and-superlative-including-test-6tjp4c</p> <p style="text-align: center;">Lesson 3 – To practise curriculum words https://classroom.thenational.academy/lessons/to-practise-curriculum-words-6tj32d</p> <p style="text-align: center;">Lesson 4 – To practise and apply knowledge of curriculum words https://classroom.thenational.academy/lessons/to-practise-and-apply-knowledge-of-curriculum-words-including-test-65k6ar</p>
<p style="text-align: center;">English</p> 	<p>This week in English, we would like you to focus on diary writing. Click on the link for each day and follow the lesson.</p> <p style="text-align: center;">Lesson 1 – To build knowledge of the historical context of the unit https://classroom.thenational.academy/lessons/to-build-knowledge-of-the-historical-context-of-the-unit-6nk32d</p> <p style="text-align: center;">Lesson 2 – To identify features of a diary entry https://classroom.thenational.academy/lessons/to-identify-the-features-of-a-diary-entry-cngp6d</p> <p style="text-align: center;">Lesson 3 – To generate vocabulary: Emotions https://classroom.thenational.academy/lessons/to-generate-vocabulary-emotions-6ww6cd</p> <p style="text-align: center;">Lesson 4 – To generate a rich understanding of words associated with feeling stressed or scared https://classroom.thenational.academy/lessons/to-develop-a-rich-understanding-of-words-associated-with-feeling-stressed-or-scared-6gv3gd</p> <p style="text-align: center;">Lesson 5 – To explore fronted adverbials https://classroom.thenational.academy/lessons/to-explore-fronted-adverbials-71h64t</p>
<p style="text-align: center;">Maths</p> 	<p>This week, we would like you to focus on proportion problems. For each lesson, watch the video and complete the worksheet/quiz. Click on the link and follow the lesson.</p> <p style="text-align: center;">Lesson 1 – Construct line graphs https://classroom.thenational.academy/lessons/construct-line-graphs-6wup4d</p> <p style="text-align: center;">Lesson 2 – Interpret pie charts https://classroom.thenational.academy/lessons/interpret-pie-charts-6hj3er</p> <p style="text-align: center;">Lesson 3 – Use fractions to express proportions https://classroom.thenational.academy/lessons/use-fractions-to-express-proportions-6rtk0d</p> <p style="text-align: center;">Lesson 4 – Use ratio to express relationships https://classroom.thenational.academy/lessons/use-ratio-to-express-relationships-70tpad</p> <p style="text-align: center;">Lesson 5 – Solve problems involving scale factor in shapes https://classroom.thenational.academy/lessons/solve-problems-involving-scale-factor-in-shapes-c4u3ar</p>
<p style="text-align: center;">Afternoon Research and Independent Project Time</p>	<p>Our current theme in Year 6 is 'Raiders of the lost Maya'. For your independent project this week, we would like you to create an information page all about Maya Art. Make sure you research carefully and present your work beautifully.</p> <p style="text-align: center;">Think about the following things when researching...</p> <ul style="list-style-type: none"> • Sculpture • Ceramics • Frescoes • Weaving and Feather Work • Jade Jewellery <div style="display: flex; justify-content: space-around; align-items: center;">   </div>