







# Year 6 Home Learning

Week Commencing: Monday 29<sup>th</sup> November 2022

Morning Work	Please see Morning Work attached separately – this is what the children are doing in school this week.
<p style="text-align: center;"><b>Reading</b></p> 	<p>For your reading, we would like you to engage with the text, 'Goodnight Mister Tom' by Michelle Magorian. Follow the lessons and complete the tasks. As you follow the video, you will find some tasks are for you to answer as you go – you don't have to write all of these down.</p> <p>Lesson 1 – To establish a background knowledge of the story and create an initial impression  <a href="https://classroom.thenational.academy/lessons/to-establish-a-background-knowledge-of-the-story-and-create-an-initial-impression-60rk8r">https://classroom.thenational.academy/lessons/to-establish-a-background-knowledge-of-the-story-and-create-an-initial-impression-60rk8r</a></p> <p>Lesson 2 – To make inferences about characters in the book  <a href="https://classroom.thenational.academy/lessons/to-make-inferences-about-characters-in-the-book-cgu3gt">https://classroom.thenational.academy/lessons/to-make-inferences-about-characters-in-the-book-cgu3gt</a></p> <p>Lesson 3 – To make inferences about characters in the book (Part 1)  <a href="https://classroom.thenational.academy/lessons/to-make-inferences-about-characters-in-the-book-part-1-c4tp6t">https://classroom.thenational.academy/lessons/to-make-inferences-about-characters-in-the-book-part-1-c4tp6t</a></p> <p>Lesson 4 – To make inferences about characters in the book (Part 2)  <a href="https://classroom.thenational.academy/lessons/to-make-inferences-about-characters-in-the-book-part-2-6gt3gd">https://classroom.thenational.academy/lessons/to-make-inferences-about-characters-in-the-book-part-2-6gt3gd</a></p> <p>Lesson 5 – To consider a character's perspective and themes within a text  <a href="https://classroom.thenational.academy/lessons/to-consider-a-character-perspective-and-themes-within-a-text-cmr3ar">https://classroom.thenational.academy/lessons/to-consider-a-character-perspective-and-themes-within-a-text-cmr3ar</a></p>
<p style="text-align: center;"><b>Spelling</b></p> 	<p>For your spelling this week, we would like you to focus on word endings and suffixes. Click on the links below and follow the lessons.</p> <p>Lesson 1 – To investigate word endings – ant, ent, ance, ence  <a href="https://classroom.thenational.academy/lessons/to-investigate-word-endings-ant-ent-ance-ence-70up4c">https://classroom.thenational.academy/lessons/to-investigate-word-endings-ant-ent-ance-ence-70up4c</a></p> <p>Lesson 2 – To practise and apply knowledge of word endings – ant, ent, ance, ence  <a href="https://classroom.thenational.academy/lessons/to-practise-and-apply-knowledge-of-word-endings-ant-ent-ance-ence-including-test-cdk3ar">https://classroom.thenational.academy/lessons/to-practise-and-apply-knowledge-of-word-endings-ant-ent-ance-ence-including-test-cdk3ar</a></p> <p>Lesson 3 – To investigate suffixes - ible and able  <a href="https://classroom.thenational.academy/lessons/to-investigate-suffixes-ible-and-able-6rwkcc">https://classroom.thenational.academy/lessons/to-investigate-suffixes-ible-and-able-6rwkcc</a></p> <p>Lesson 4 – To practise and apply knowledge of suffixes - ible and able  <a href="https://classroom.thenational.academy/lessons/to-practise-and-apply-knowledge-of-suffixes-ible-and-able-including-test-70ukgt">https://classroom.thenational.academy/lessons/to-practise-and-apply-knowledge-of-suffixes-ible-and-able-including-test-70ukgt</a></p>
<p style="text-align: center;"><b>English</b></p> 	<p>This week in English, your lessons are based on a film clip from 'Sherlock Holmes'. Follow the links for each day and complete the activities.</p> <p>Lesson 1 – to build knowledge of the historical context of the narrative  <a href="https://classroom.thenational.academy/lessons/to-build-knowledge-of-the-historical-context-of-the-narrative-crt68r">https://classroom.thenational.academy/lessons/to-build-knowledge-of-the-historical-context-of-the-narrative-crt68r</a></p> <p>Lesson 2 – To explore simple and compound sentences  <a href="https://classroom.thenational.academy/lessons/to-explore-simple-and-compound-sentences-74tp8t">https://classroom.thenational.academy/lessons/to-explore-simple-and-compound-sentences-74tp8t</a></p> <p>Lesson 3 – To generate descriptive vocabulary  <a href="https://classroom.thenational.academy/lessons/to-generate-descriptive-vocabulary-cmv62c">https://classroom.thenational.academy/lessons/to-generate-descriptive-vocabulary-cmv62c</a></p> <p>Lesson 4 – To develop a rich understanding of words associated with cities  <a href="https://classroom.thenational.academy/lessons/to-develop-a-rich-understanding-of-words-associated-with-cities-71k36c">https://classroom.thenational.academy/lessons/to-develop-a-rich-understanding-of-words-associated-with-cities-71k36c</a></p> <p>Lesson 5 – To develop our knowledge of compound and complex sentences  <a href="https://classroom.thenational.academy/lessons/to-develop-our-knowledge-of-compound-and-complex-sentences-cgu62d">https://classroom.thenational.academy/lessons/to-develop-our-knowledge-of-compound-and-complex-sentences-cgu62d</a></p>
<p style="text-align: center;"><b>Maths</b></p> 	<p>This week in Maths, we would like you to focus on measurement. For each lesson, watch the video and complete the worksheet/quiz. Click on the link and follow the lesson.</p> <p>Lesson 1 – Find the value of missing angles  <a href="https://classroom.thenational.academy/lessons/find-the-value-of-missing-angles-6cr3je">https://classroom.thenational.academy/lessons/find-the-value-of-missing-angles-6cr3je</a></p> <p>Lesson 2 – Compare and classify triangles  <a href="https://classroom.thenational.academy/lessons/compare-and-classify-triangles-6mu6at">https://classroom.thenational.academy/lessons/compare-and-classify-triangles-6mu6at</a></p> <p>Lesson 3 – Compare and classify quadrilaterals  <a href="https://classroom.thenational.academy/lessons/compare-and-classify-quadrilaterals-71h38c">https://classroom.thenational.academy/lessons/compare-and-classify-quadrilaterals-71h38c</a></p> <p>Lesson 4 – Find unknown angles in triangles  <a href="https://classroom.thenational.academy/lessons/find-unknown-angles-in-triangles-6tgkcd">https://classroom.thenational.academy/lessons/find-unknown-angles-in-triangles-6tgkcd</a></p> <p>Lesson 5 – Find the value of missing angles in quadrilaterals  <a href="https://classroom.thenational.academy/lessons/find-the-value-of-missing-angles-in-quadrilaterals-cdgk0r">https://classroom.thenational.academy/lessons/find-the-value-of-missing-angles-in-quadrilaterals-cdgk0r</a></p>
<p style="text-align: center;"><b>Afternoon Research and Independent Project Time</b></p>	<p>Currently our theme in Year 6 is 'The Power of Water'. We would like you to research and produce a factual poster about different coastal features.</p> <p style="text-align: center;">Make sure you present your work neatly and clearly and include the following information.</p> <ul style="list-style-type: none"> <li>• Waves and Erosion</li> <li>• Headlands and Cliffs</li> <li>• Beaches and Bays</li> <li>• Caves, Arches and Stacks</li> <li>• Include images/drawings and label clearly</li> </ul> <div style="text-align: right;">   </div>