







Year 5 Home Learning

Week Commencing: Monday 24th January 2022

<p>Morning Work</p>	<p>Please see Morning Work attached separately – this is what the children are doing in school this week.</p>
 <p>Reading</p>	<p>For your reading, we would like you to engage with the text, 'Street Child' by Berlie Doherty. Follow the lessons and complete the tasks. As you follow the video, you will find some tasks are for you to answer as you go – you don't have to write all of these down.</p> <p style="text-align: center;">Lesson 1 – To engage with the text and the main character https://classroom.thenational.academy/lessons/to-engage-with-the-text-and-the-main-character-70r34d</p> <p style="text-align: center;">Lesson 2 – To make inferences about the main character https://classroom.thenational.academy/lessons/to-make-inferences-about-the-main-character-6wwp8d</p> <p style="text-align: center;">Lesson 3 – To ask questions when reading to help with our comprehension https://classroom.thenational.academy/lessons/to-ask-questions-when-reading-to-help-with-our-comprehension-cgup8c</p> <p style="text-align: center;">Lesson 4 – To consider the author's characterisation https://classroom.thenational.academy/lessons/to-consider-the-authors-characterisation-6th3gd</p> <p style="text-align: center;">Lesson 5 – To reflect upon the story https://classroom.thenational.academy/lessons/to-reflect-upon-the-story-and-victoria-society-6nh68t</p>
 <p>Spelling</p>	<p>For your spelling this week, we would like you to focus on suffixes. Click on the links below and follow the lessons.</p> <p style="text-align: center;">Lesson 1 – To investigate suffixes (able and ible) https://classroom.thenational.academy/lessons/to-investigate-suffixes-able-and-ible-69h6at</p> <p style="text-align: center;">Lesson 2 – To practise and apply knowledge of suffixes (able and ible) https://classroom.thenational.academy/lessons/to-practise-and-apply-knowledge-of-suffixes-able-and-ible-including-test-cmwkcd</p> <p style="text-align: center;">Lesson 3 – To investigate the letter string (fer) https://classroom.thenational.academy/lessons/to-investigate-the-letter-string-fer-64r3ce</p> <p style="text-align: center;">Lesson 4 – To practise and apply knowledge of the letter string (fer) https://classroom.thenational.academy/lessons/to-practise-and-apply-knowledge-of-the-letter-string-fer-including-test-70rp8c</p>
<p>English</p> 	<p>For your English lessons this week, we would like you to focus on narrative writing. Click on the link for each day and follow the lesson.</p> <p style="text-align: center;">Lesson 1 – To build knowledge of the historical context of the poem 'The Highwayman' https://classroom.thenational.academy/lessons/to-build-knowledge-of-the-historical-context-of-the-poem-the-highwayman-cth36r</p> <p style="text-align: center;">Lesson 2 – To explore the function of apostrophes https://classroom.thenational.academy/lessons/to-explore-the-function-of-apostrophes-ctk38r</p> <p style="text-align: center;">Lesson 3 – To analyse the opening of the poem 'The Highwayman' https://classroom.thenational.academy/lessons/to-analyse-the-opening-of-the-poem-the-highwayman-c4wk6t</p> <p style="text-align: center;">Lesson 4 – To develop a rich understanding of words associated with night time https://classroom.thenational.academy/lessons/to-develop-a-rich-understanding-of-words-associated-with-night-time-crr36c</p> <p style="text-align: center;">Lesson 5 – To generate vocabulary to write the opening of 'The Highwayman' https://classroom.thenational.academy/lessons/to-generate-vocabulary-to-write-the-opening-of-the-highwayman-6nj6cd</p>
<p>Maths</p> 	<p>In class this week, we are focussing on fractions. For each lesson, watch the video and complete the worksheet/quiz. Click on the link and follow the lesson.</p> <p style="text-align: center;">Lesson 1 – What is a fraction? https://classroom.thenational.academy/lessons/what-is-a-fraction-70rkjc</p> <p style="text-align: center;">Lesson 2 – Representing fractions https://classroom.thenational.academy/lessons/representing-fractions-cthkcd</p> <p style="text-align: center;">Lesson 3 – Equivalent fractions https://classroom.thenational.academy/lessons/equivalent-fractions-cgt66c</p> <p style="text-align: center;">Lesson 4 – Tenths and hundredths https://classroom.thenational.academy/lessons/tenths-and-hundredths-6nj68c</p> <p style="text-align: center;">Lesson 5 – Ordering fractions https://classroom.thenational.academy/lessons/ordering-fractions-c4vp6r</p>
<p>Afternoon Research and Independent Project Time</p>	<p>Our current theme in Year 5 is 'The Power of Mother Nature'. For your independent project this week, we would like you to produce a factual poster about 'The Story of Pompeii'.</p> <p style="text-align: center;">Include the following things when researching. Make sure you present your work beautifully.</p> <ul style="list-style-type: none"> • What is 'The Story of Pompeii'? What happened? • Which volcano is the story about? • A timeline of events. • Pictures/images <div style="display: flex; justify-content: space-around; align-items: center;"> <div style="text-align: center;">  </div> <div style="text-align: center;">  </div> </div> <p style="text-align: center;">Some of this information might be sensitive, so please check with an adult when researching.</p>