







# Year 5 Home Learning

Wednesday 5<sup>th</sup> January – Friday 7<sup>th</sup> January 2022

<p>Morning Work</p>	<p>Please see Morning Work attached separately – this is what the children are doing in school this week.</p>
 <p>Reading</p>	<p>For your reading, we would like you to engage with the text, 'Demon Dentist' by David Walliams. Follow the lessons and complete the tasks. As you follow the video, you will find some tasks are for you to answer as you go – you don't have to write all of these down.</p> <p style="text-align: center;">Lesson 1 – To engage with a text  <a href="https://classroom.thenational.academy/lessons/to-engage-with-the-text-6mu32d">https://classroom.thenational.academy/lessons/to-engage-with-the-text-6mu32d</a></p> <p style="text-align: center;">Lesson 2 – To answer questions on the text (part 1)  <a href="https://classroom.thenational.academy/lessons/to-answer-questions-on-the-text-part-1-ccrp2d">https://classroom.thenational.academy/lessons/to-answer-questions-on-the-text-part-1-ccrp2d</a></p> <p style="text-align: center;">Lesson 3 – To analyse characters  <a href="https://classroom.thenational.academy/lessons/to-analyse-characters-cmu3gd">https://classroom.thenational.academy/lessons/to-analyse-characters-cmu3gd</a></p>
 <p>Spelling</p>	<p>For your spelling this week, we would like you to focus on suffixes. Click on the links below and follow the lessons.</p> <p style="text-align: center;">Lesson 1 – To investigate suffixes (able and ible)  <a href="https://classroom.thenational.academy/lessons/to-investigate-suffixes-able-and-ible-69h6at">https://classroom.thenational.academy/lessons/to-investigate-suffixes-able-and-ible-69h6at</a></p> <p style="text-align: center;">Lesson 2 – To practise and apply knowledge of suffixes (able and ible)  <a href="https://classroom.thenational.academy/lessons/to-practise-and-apply-knowledge-of-suffixes-able-and-ible-including-test-cmwkcd">https://classroom.thenational.academy/lessons/to-practise-and-apply-knowledge-of-suffixes-able-and-ible-including-test-cmwkcd</a></p>
 <p>English</p>	<p>For your English lessons this week, we would like you to focus on narrative writing. Click on the link for each day and follow the lesson.</p> <p style="text-align: center;">Lesson 1 – To explore a text  <a href="https://classroom.thenational.academy/lessons/to-explore-a-text-60vp6e">https://classroom.thenational.academy/lessons/to-explore-a-text-60vp6e</a></p> <p style="text-align: center;">Lesson 2 – To explore relative pronouns  <a href="https://classroom.thenational.academy/lessons/to-explore-relative-pronouns-74v62c">https://classroom.thenational.academy/lessons/to-explore-relative-pronouns-74v62c</a></p> <p style="text-align: center;">Lesson 3 – To generate vocabulary to describe a setting  <a href="https://classroom.thenational.academy/lessons/to-generate-vocabulary-to-describe-a-setting-cmvk2t">https://classroom.thenational.academy/lessons/to-generate-vocabulary-to-describe-a-setting-cmvk2t</a></p>
 <p>Maths</p>	<p>In class this week, we are continuing to focus on multiplication and division. For each lesson, watch the video and complete the worksheet/quiz. Click on the link and follow the lesson.</p> <p style="text-align: center;">Lesson 1 – Multiples and factors  <a href="https://classroom.thenational.academy/lessons/multiples-and-factors-6gr32d">https://classroom.thenational.academy/lessons/multiples-and-factors-6gr32d</a></p> <p style="text-align: center;">Lesson 2 – Factor pairs  <a href="https://classroom.thenational.academy/lessons/factor-pairs-61k3cd">https://classroom.thenational.academy/lessons/factor-pairs-61k3cd</a></p> <p style="text-align: center;">Lesson 3 – Prime numbers  <a href="https://classroom.thenational.academy/lessons/prime-numbers-65j38e">https://classroom.thenational.academy/lessons/prime-numbers-65j38e</a></p>
<p>Afternoon Research and Independent Project Time</p>	<p>Our <b>new</b> theme in Year 5 is 'Our Volatile Planet'. For your independent project this week, we would like you to produce a factual poster about 'The Story of Pompeii'.</p> <p style="text-align: center;">Include the following things when researching. Make sure you present your work beautifully.</p> <ul style="list-style-type: none"> <li>• What is 'The Story of Pompeii'? What happened?</li> <li>• Which volcano is the story about?</li> <li>• A timeline of events.</li> <li>• Pictures/images</li> </ul> <div style="text-align: right;">   </div> <p>Some of this information might be sensitive, so please check with an adult when researching.</p>