







Year 4 Home Learning

Week Commencing: Monday 13th December 2021



Please note, there is a choice of the work below or Christmas activities to be completed this week.

<p>Morning Work</p>	<p>Please see Morning Work attached separately – this is what the children are doing in school this week.</p>
<p>Reading</p> 	<p>For your reading, we would like you to engage with the text, 'The Firework Maker's Daughter' by Phillip Pullman. Follow the lessons and complete the tasks. As you follow the video, you will find some tasks are for you to answer as you go – you don't have to write all of these down.</p> <p>Lesson 1 – To engage with a text https://classroom.thenational.academy/lessons/to-engage-with-the-text-c9h3je</p> <p>Lesson 2 – To answer questions on the text https://classroom.thenational.academy/lessons/to-answer-questions-on-the-text-orally-and-in-written-form-c5jk6d</p> <p>Lesson 3 – To analyse a character https://classroom.thenational.academy/lessons/to-analyse-a-character-6wv3gd</p> <p>Lesson 4 – Explore one of the main themes https://classroom.thenational.academy/lessons/to-explore-one-of-the-main-themes-6dk30d</p> <p>Lesson 5 - To explore genre https://classroom.thenational.academy/lessons/to-explore-genre-6rr32t</p>
<p>Spelling</p> 	<p>For your spelling this week, we would like you to focus on prefixes. Click on the links below and follow the lessons.</p> <p>Lesson 1 – Investigate prefixes https://classroom.thenational.academy/lessons/to-investigate-prefixes-6hgpae</p> <p>Lesson 2 – Practise and apply prefixes https://classroom.thenational.academy/lessons/to-practise-and-apply-prefixes-including-test-68t3ct</p> <p>Lesson 3 – Investigate more prefixes https://classroom.thenational.academy/lessons/to-investigate-more-prefixes-6cwkcd</p> <p>Lesson 4 – Practise and apply knowledge of more prefixes https://classroom.thenational.academy/lessons/to-practise-and-apply-knowledge-of-more-prefixes-including-test-cmr34c</p>
<p>English</p> 	<p>This week, we are focussing on narrative writing using 'A Christmas Carol' as inspiration. Follow the links for each day and complete the activities.</p> <p>Lesson 1 – To analyse a video clip https://classroom.thenational.academy/lessons/to-analyse-a-visual-clip-c8v6ct</p> <p>Lesson 2 – To develop our understanding of compound and complex sentences https://classroom.thenational.academy/lessons/to-develop-our-understanding-of-simple-compound-and-complex-sentences-cvket</p> <p>Lesson 3 – To generate vocabulary to describe the setting https://classroom.thenational.academy/lessons/to-generate-vocabulary-to-describe-the-setting-6wt3ec</p> <p>Lesson 4 – To develop a rich understanding of words associated with anger https://classroom.thenational.academy/lessons/to-develop-a-rich-understanding-of-words-associated-with-anger-75j3je</p> <p>Lesson 5 – To generate language to describe a character https://classroom.thenational.academy/lessons/to-generate-language-to-describe-a-character-68rkgt</p>
<p>Maths</p> 	<p>For your maths this week, we would like you to focus on addition and subtraction. For each lesson, watch the video and complete the worksheet/quiz. Click on the link and follow the lesson.</p> <p>Lesson 1 – Deriving addition and subtraction facts https://classroom.thenational.academy/lessons/deriving-addition-and-subtraction-facts-6xk30t</p> <p>Lesson 2 – Deriving addition and subtraction facts by using given calculations https://classroom.thenational.academy/lessons/deriving-addition-and-subtraction-facts-by-using-given-calculations-cru3jd</p> <p>Lesson 3 – Choosing appropriate addition strategies https://classroom.thenational.academy/lessons/choosing-appropriate-addition-strategies-6wkkad</p> <p>Lesson 4 – Choosing appropriate subtraction strategies https://classroom.thenational.academy/lessons/choosing-appropriate-subtraction-strategies-6nh3gc</p> <p>Lesson 5 – Applying and consolidating related number facts and appropriate strategies https://classroom.thenational.academy/lessons/applying-and-consolidating-related-number-facts-and-appropriate-strategies-6dgkct</p>
<p>Afternoon Research and Independent Project Time</p>	<p>There are two options for your independent project this week.</p> <p>OPTION 1 – On a piece of plain paper, write down all the key facts and knowledge you have learnt throughout our theme 'Saxons vs Vikings'. You can choose how to present what you have learnt (e.g. mind map, poster etc.). Make sure you draw and label pictures and include all what you have learnt as well as what you have enjoyed.</p> <p>OPTION 2 – Complete a storyboard for 'The Christmas Story'. Make sure you include all the main parts of the story. Draw pictures and write a sentence underneath each picture about what is happening.</p> <p>Don't forget, there are also lots of Christmas activities you can do too!</p> 