



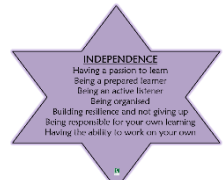



Year 3 Home Learning

Week Commencing: Monday 10th January 2022

<p>Morning Work</p>	<p>Please see Morning Work attached separately – this is what the children are doing in school this week.</p>
<p>Reading</p> 	<p>For your reading, we would like you to engage with the text, 'Mulan' by Michaela Morgan. Follow the lessons and complete the tasks. As you follow the video, you will find some tasks are for you to answer as you go – you don't have to write all of these down.</p> <p style="text-align: center;">Lesson 1 – Engage with a text https://classroom.thenational.academy/lessons/to-engage-with-a-text-cnh62c</p> <p style="text-align: center;">Lesson 2 – Answer questions on a text (Part 1) https://classroom.thenational.academy/lessons/to-answer-questions-on-a-text-part-1-6thkac</p> <p style="text-align: center;">Lesson 3 – Answer questions on a text (Part 2) https://classroom.thenational.academy/lessons/to-answer-questions-on-a-text-part-2-74u3jd</p> <p style="text-align: center;">Lesson 4 – To explore a character https://classroom.thenational.academy/lessons/to-explore-character-64tk4e</p> <p style="text-align: center;">Lesson 5 – To explore themes https://classroom.thenational.academy/lessons/to-explore-themes-6wr68d</p>
<p>Spelling</p> 	<p>For your spelling this week, we would like you to focus on plurals. Click on the links below and follow the lessons.</p> <p style="text-align: center;">Lesson 1 – Investigate suffixes – plurals. https://classroom.thenational.academy/lessons/to-investigate-suffixes-plurals-6nj64c</p> <p style="text-align: center;">Lesson 2 – Practise and apply knowledge of suffixes – plurals. https://classroom.thenational.academy/lessons/to-practise-and-apply-knowledge-of-suffixes-plural-including-a-test-6gt3ic</p> <p style="text-align: center;">Lesson 3 – Investigate more suffixes – plurals. https://classroom.thenational.academy/lessons/to-investigate-suffixes-more-plurals-6rtpcd</p> <p style="text-align: center;">Lesson 4 – Practise and apply knowledge of suffixes - more plurals. https://classroom.thenational.academy/lessons/to-practise-and-apply-knowledge-of-suffixes-more-plurals-including-test-cnh30c</p>
<p>English</p> 	<p>This week, we are continuing to learn about writing a narrative in school. Follow the links for each day and complete the activities.</p> <p style="text-align: center;">Lesson 1 – To develop a rich understanding of words associated with clever https://classroom.thenational.academy/lessons/to-develop-a-rich-understanding-of-words-associated-with-clever-or-sly-traits-part-1-6cr6ad</p> <p style="text-align: center;">Lesson 2 – To plan a description https://classroom.thenational.academy/lessons/to-plan-a-setting-description-75jked</p> <p style="text-align: center;">Lesson 3 – To write the opening of the setting description https://classroom.thenational.academy/lessons/to-write-the-opening-setting-description-6hjkjt</p> <p style="text-align: center;">Lesson 4 – To practise writing speech https://classroom.thenational.academy/lessons/to-practise-writing-speech-69j34t</p> <p style="text-align: center;">Lesson 5 – To write a scene with speech https://classroom.thenational.academy/lessons/to-write-a-scene-with-speech-ctgked</p>
<p>Maths</p> 	<p>In class this week, we are continuing to focus on multiplication and division. For each lesson, watch the video and complete the worksheet/quiz. Click on the link and follow the lesson.</p> <p style="text-align: center;">Lesson 1 – Understanding multiplication can be completed in any order https://classroom.thenational.academy/lessons/understanding-multiplication-can-be-completed-in-any-order-68rp6c</p> <p style="text-align: center;">Lesson 2 – Using bar models to represent known times tables https://classroom.thenational.academy/lessons/using-bar-models-to-represent-known-times-tables-6tj62e</p> <p style="text-align: center;">Lesson 3 – Understanding that multiplication and division are inverse operations https://classroom.thenational.academy/lessons/understanding-that-multiplication-and-division-are-inverse-operations-61gk0r</p> <p style="text-align: center;">Lesson 4 – Using the inverse to find missing numbers https://classroom.thenational.academy/lessons/using-the-inverse-operation-to-find-missing-numbers-cgt32c</p> <p style="text-align: center;">Lesson 5 – Recalling multiplication and division facts https://classroom.thenational.academy/lessons/recalling-multiplication-and-division-facts-cmwk0d</p>
<p>Afternoon Research and Independent Project Time</p>	<p>Our new theme in Year 3 is 'A journey through the Ages'. For your independent project this week, we would like you to produce a factual poster/information page all about Stonehenge. Remember to include as many facts as you can find as well as drawings/images, and to present your work beautifully. Think about the following things when researching...</p> <ul style="list-style-type: none"> • When is it believed to have been built? • Why do we think it was built? • Where is it? • How do we think it was built? • What does it look like? Include images/pictures. <div style="display: flex; justify-content: space-around; align-items: center;"> <div style="text-align: center;">  </div> <div style="text-align: center;">  </div> </div>