







Year 3 Home Learning

Week Commencing: Monday 28th March 2022

<p>Morning Work</p>	<p>Please see Morning Work attached separately – this is what the children are doing in school this week.</p>
<p>Reading</p> 	<p>For your reading, we would like you to engage with the text, 'The Suitcase Kid' by Jacqueline Wilson. Follow the lessons and complete the tasks. As you follow the video, you will find some tasks are for you to answer as you go – you don't have to write all of these down.</p> <p style="text-align: center;">Lesson 1 – To engage with the text https://classroom.thenational.academy/lessons/to-engage-with-a-text-64vk4c</p> <p style="text-align: center;">Lesson 2 – To answer retrieval questions https://classroom.thenational.academy/lessons/to-answer-retrieval-questions-60u30r</p> <p style="text-align: center;">Lesson 3 – To answer inference questions https://classroom.thenational.academy/lessons/to-answer-inference-questions-c5hpcr</p> <p style="text-align: center;">Lesson 4 – To analyse language https://classroom.thenational.academy/lessons/to-analyse-language-69hk0c</p> <p style="text-align: center;">Lesson 5 – To analyse a character's emotions https://classroom.thenational.academy/lessons/to-analyse-a-character-emotions-61j6ad</p>
<p>Spelling</p> 	<p>For your spelling this week, we would like you to focus on prefixes. Click on the links below and follow the lessons.</p> <p style="text-align: center;">Lesson 1 – To investigate prefixes https://classroom.thenational.academy/lessons/to-investigate-prefixes-6hgpae</p> <p style="text-align: center;">Lesson 2 – To practise and apply prefixes including test https://classroom.thenational.academy/lessons/to-practise-and-apply-prefixes-including-test-68t3ct</p> <p style="text-align: center;">Lesson 3 – To investigate more prefixes https://classroom.thenational.academy/lessons/to-investigate-more-prefixes-6cwkcd</p> <p style="text-align: center;">Lesson 4 – To practise and apply knowledge of more prefixes https://classroom.thenational.academy/lessons/to-practise-and-apply-knowledge-of-more-prefixes-including-test-cmr34c</p>
<p>English</p> 	<p>This week, we would like you to focus on writing a non-chronological report. Follow the links for each day and complete the activities.</p> <p style="text-align: center;">Lesson 1 – To identify the features of a non-chronological report https://classroom.thenational.academy/lessons/to-identify-features-of-a-non-chronological-report-ctjk8c</p> <p style="text-align: center;">Lesson 2 – To revise compound sentences https://classroom.thenational.academy/lessons/to-revise-compound-sentences-c4t3jd</p> <p style="text-align: center;">Lesson 3 – To learn about the Portia Spider https://classroom.thenational.academy/lessons/to-learn-about-the-portia-spider-6hh3jd</p> <p style="text-align: center;">Lesson 4 – To develop a rich understanding of words associated with the jungle https://classroom.thenational.academy/lessons/to-develop-a-rich-understanding-of-words-associated-with-the-jungle-part-1-6wu3gt</p> <p style="text-align: center;">Lesson 5 – To develop vocabulary to describe the Portia Spider https://classroom.thenational.academy/lessons/to-develop-vocabulary-to-describe-the-portia-spider-6xjk2c</p>
<p>Maths</p> 	<p>In class this week, we are focussing on length and perimeter. For each lesson, watch the video and complete the worksheet/quiz. Click on the link and follow the lesson.</p> <p style="text-align: center;">Lesson 1 – To Measuring lengths to the nearest cm or mm https://classroom.thenational.academy/lessons/measuring-lengths-to-the-nearest-cm-or-mm-65k64d</p> <p style="text-align: center;">Lesson 2 – Measuring and drawing lines of a given length in mixed units https://classroom.thenational.academy/lessons/measuring-length-and-drawing-lines-of-a-given-length-in-mixed-units-69j3ed</p> <p style="text-align: center;">Lesson 3 – Making appropriate estimates of length by comparing https://classroom.thenational.academy/lessons/making-appropriate-estimates-of-length-by-comparing-69hk8c</p> <p style="text-align: center;">Lesson 4 – Length and measurement application https://classroom.thenational.academy/lessons/length-and-measurement-application-ccr68e</p> <p style="text-align: center;">Lesson 5 – To calculate perimeters of 2D shapes in cm and mm https://classroom.thenational.academy/lessons/to-calculate-perimeters-of-2d-shapes-in-cm-and-mm-cnj3ae</p>
<p>Afternoon Research and Independent Project Time</p>	<p>Our new theme in Year 3 is 'Healthy Heroes'. For your independent project this week, we would like you to produce a factual poster/information page all about what makes a balanced diet. Remember to present your work beautifully and think about the following things when researching.</p> <ul style="list-style-type: none"> • The different food groups (fruit, vegetables, dairy, fats, sugars etc.) • Why each food group is important and how much you need to be healthy • Drinking water • Have a go at designing a nutritional healthy meal • Include pictures and images <div style="display: flex; justify-content: space-around; align-items: center;"> <div style="text-align: center;">  </div> <div style="text-align: center;">  </div> </div>