







# Year 6 Home Learning

Week Commencing: Monday 28<sup>th</sup> March 2022

|  |  |
|--|--|
| <p>Morning Work</p>  | <p>Please see Morning Work attached separately – this is what the children are doing in school this week.</p>  |
| <p>Reading</p>    | <p>For your reading, we would like you to engage with the text, 'A Career in Computer Games' by Anthony Horowitz. Follow the lessons and complete the tasks. As you follow the video, you will find some tasks are for you to answer as you go – you don't have to write all of these down.</p> <p>Lesson 1 – Engage with the text and main characters<br/> <a href="https://classroom.thenational.academy/lessons/to-engage-with-the-text-and-main-character-6wwk2e">https://classroom.thenational.academy/lessons/to-engage-with-the-text-and-main-character-6wwk2e</a></p> <p>Lesson 2 – Consider the author's use of language<br/> <a href="https://classroom.thenational.academy/lessons/to-consider-the-authors-use-of-language-and-further-understand-the-main-character-68u62r">https://classroom.thenational.academy/lessons/to-consider-the-authors-use-of-language-and-further-understand-the-main-character-68u62r</a></p> <p>Lesson 3 – To consider a character's experience<br/> <a href="https://classroom.thenational.academy/lessons/to-consider-a-character's-experience-chj3er">https://classroom.thenational.academy/lessons/to-consider-a-character's-experience-chj3er</a></p> <p>Lesson 4 – Make inferences and predictions<br/> <a href="https://classroom.thenational.academy/lessons/to-make-inferences-and-predictions-61hkct">https://classroom.thenational.academy/lessons/to-make-inferences-and-predictions-61hkct</a></p> <p>Lesson 5 – Analyse a setting and consider its impact on the reader<br/> <a href="https://classroom.thenational.academy/lessons/to-analyse-a-setting-and-consider-its-impact-on-the-reader-6wuk8d">https://classroom.thenational.academy/lessons/to-analyse-a-setting-and-consider-its-impact-on-the-reader-6wuk8d</a></p> |
| <p>Spelling</p>  | <p>For your spelling this week, we would like you to focus on suffixes. Click on the links below and follow the lessons.</p> <p>Lesson 1 – Investigate suffixes<br/> <a href="https://classroom.thenational.academy/lessons/to-investigate-suffixes-tion-cian-sion-ssion-61jkat">https://classroom.thenational.academy/lessons/to-investigate-suffixes-tion-cian-sion-ssion-61jkat</a></p> <p>Lesson 2 – Practise and apply knowledge of suffixes<br/> <a href="https://classroom.thenational.academy/lessons/to-practise-and-apply-knowledge-of-suffixes-tion-cian-sion-ssion-including-test-6tgk2c">https://classroom.thenational.academy/lessons/to-practise-and-apply-knowledge-of-suffixes-tion-cian-sion-ssion-including-test-6tgk2c</a></p> <p>Lesson 3 – Investigate the suffix - ous<br/> <a href="https://classroom.thenational.academy/lessons/to-investigate-the-suffix-ous-ccu3et">https://classroom.thenational.academy/lessons/to-investigate-the-suffix-ous-ccu3et</a></p> <p>Lesson 4 – Practise and apply knowledge of suffixes<br/> <a href="https://classroom.thenational.academy/lessons/to-practise-and-apply-knowledge-of-suffixes-ous-including-test-6rv34d">https://classroom.thenational.academy/lessons/to-practise-and-apply-knowledge-of-suffixes-ous-including-test-6rv34d</a></p>   |
| <p>English</p>  | <p>This week in English, we would like you to focus on narrative writing. Click on the link for each day and follow the lesson.</p> <p>Lesson 1 – To build knowledge of the historical context<br/> <a href="https://classroom.thenational.academy/lessons/to-build-knowledge-of-the-historical-context-of-the-narrative-crt68r">https://classroom.thenational.academy/lessons/to-build-knowledge-of-the-historical-context-of-the-narrative-crt68r</a></p> <p>Lesson 2 – To explore simple and compound sentences<br/> <a href="https://classroom.thenational.academy/lessons/to-explore-simple-and-compound-sentences-74tp8t">https://classroom.thenational.academy/lessons/to-explore-simple-and-compound-sentences-74tp8t</a></p> <p>Lesson 3 – To generate descriptive vocabulary<br/> <a href="https://classroom.thenational.academy/lessons/to-generate-descriptive-vocabulary-cmv62c">https://classroom.thenational.academy/lessons/to-generate-descriptive-vocabulary-cmv62c</a></p> <p>Lesson 4 – To generate a rich understanding of words associated with cities<br/> <a href="https://classroom.thenational.academy/lessons/to-develop-a-rich-understanding-of-words-associated-with-cities-71k36c">https://classroom.thenational.academy/lessons/to-develop-a-rich-understanding-of-words-associated-with-cities-71k36c</a></p> <p>Lesson 5 – To write a setting description (part 1)<br/> <a href="https://classroom.thenational.academy/lessons/to-write-a-setting-description-part-1-6gup2c">https://classroom.thenational.academy/lessons/to-write-a-setting-description-part-1-6gup2c</a></p>   |
| <p>Maths</p>    | <p>This week, we would like you to focus on missing angles and lengths. For each lesson, watch the video and complete the worksheet/quiz. Click on the link and follow the lesson.</p> <p>Lesson 1 – Find the value of missing angles<br/> <a href="https://classroom.thenational.academy/lessons/find-the-value-of-missing-angles-6cr3je">https://classroom.thenational.academy/lessons/find-the-value-of-missing-angles-6cr3je</a></p> <p>Lesson 2 – Compare and classify triangles<br/> <a href="https://classroom.thenational.academy/lessons/compare-and-classify-triangles-6mu6at">https://classroom.thenational.academy/lessons/compare-and-classify-triangles-6mu6at</a></p> <p>Lesson 3 – Compare and classify quadrilaterals<br/> <a href="https://classroom.thenational.academy/lessons/compare-and-classify-quadrilaterals-71h38c">https://classroom.thenational.academy/lessons/compare-and-classify-quadrilaterals-71h38c</a></p> <p>Lesson 4 – Find unknown angles in triangles<br/> <a href="https://classroom.thenational.academy/lessons/find-unknown-angles-in-triangles-6tgkcd">https://classroom.thenational.academy/lessons/find-unknown-angles-in-triangles-6tgkcd</a></p> <p>Lesson 5 – Find the value of missing angles in quadrilaterals<br/> <a href="https://classroom.thenational.academy/lessons/find-the-value-of-missing-angles-in-quadrilaterals-cdkg0r">https://classroom.thenational.academy/lessons/find-the-value-of-missing-angles-in-quadrilaterals-cdkg0r</a></p>  |
| <p>Afternoon Research and Independent Project Time</p>   | <p>Our <b>current</b> theme in Year 6 is 'Raiders of the lost Maya'. For your independent project this week, we would like you to create an information page all about Maya food. Make sure you research carefully and present your work beautifully.</p> <p>Think about the following things when researching...</p> <ul style="list-style-type: none"> <li>• Different types of food</li> <li>• Farming</li> <li>• Maize food</li> <li>• How were cacao beans used as a drink?</li> <li>• Have a go at creating your own recipe using Maya foods</li> <li>• Include pictures and images</li> </ul> <div style="text-align: center;">  </div> <div style="text-align: right;">  </div>   |