








Year 5 Home Learning

Week Commencing: Monday 7th February 2022

<p>Morning Work</p>	<p>Please see Morning Work attached separately – this is what the children are doing in school this week.</p>
<p>Reading</p> 	<p>For your reading, we would like you to engage with the text, 'Street Child' by Berlie Doherty. Follow the lessons and complete the tasks. As you follow the video, you will find some tasks are for you to answer as you go – you don't have to write all of these down.</p> <p>Lesson 1 – To engage with the text and the main character https://classroom.thenational.academy/lessons/to-engage-with-the-text-and-the-main-character-70r34d</p> <p>Lesson 2 – To make inferences about the main character https://classroom.thenational.academy/lessons/to-make-inferences-about-the-main-character-6wwp8d</p> <p>Lesson 3 – To ask questions when reading to help with our comprehension https://classroom.thenational.academy/lessons/to-ask-questions-when-reading-to-help-with-our-comprehension-cgup8c</p> <p>Lesson 4 – To consider the author's characterisation https://classroom.thenational.academy/lessons/to-consider-the-authors-characterisation-6th3gd</p> <p>Lesson 5 – To reflect upon the story https://classroom.thenational.academy/lessons/to-reflect-upon-the-story-and-victoria-society-6nh68t</p>
<p>Spelling</p> 	<p>For your spelling this week, we would like you to focus on suffixes. Click on the links below and follow the lessons.</p> <p>Lesson 1 – Investigate suffixes (tion, cian, sion, ssion) https://classroom.thenational.academy/lessons/to-investigate-suffixes-tion-cian-sion-ssion-c8up2c</p> <p>Lesson 2 – To practise and apply knowledge of suffixes (tion, cian, sion, ssion) https://classroom.thenational.academy/lessons/to-practise-and-apply-knowledge-of-suffixes-tion-cian-sion-ssion-6ngp4c</p> <p>Lesson 3 – To investigate the letter string (fer) https://classroom.thenational.academy/lessons/to-investigate-the-letter-string-fer-64r3ce</p> <p>Lesson 4 – To practise and apply knowledge of the letter string (fer) https://classroom.thenational.academy/lessons/to-practise-and-apply-knowledge-of-the-letter-string-fer-including-test-70rp8c</p>
<p>English</p> 	<p>For your English lessons this week, we would like you to focus on writing a non-chronological report. Click on the link for each day and follow the lesson.</p> <p>Lesson 1 – To identify the features of a non-chronological report https://classroom.thenational.academy/lessons/to-identify-the-features-of-a-non-chronological-report-6cwket</p> <p>Lesson 2 – To develop knowledge of relative clauses https://classroom.thenational.academy/lessons/to-develop-knowledge-of-relative-clauses-6mu6ae</p> <p>Lesson 3 – To develop and generate subject specific vocabulary https://classroom.thenational.academy/lessons/to-develop-and-generate-subject-specific-vocabulary-6mtp4e</p> <p>Lesson 4 – To develop a rich understanding of words associated with eating https://classroom.thenational.academy/lessons/to-develop-a-rich-understanding-of-words-associated-with-eating-6mtkec</p> <p>Lesson 5 – To learn about tigers and their appearance https://classroom.thenational.academy/lessons/to-learn-about-tigers-and-their-appearance-c5j3cc</p>
<p>Maths</p> 	<p>In class this week, we are continuing to focus on fractions and decimals. For each lesson, watch the video and complete the worksheet/quiz. Click on the link and follow the lesson.</p> <p>Lesson 1 – Comparing and ordering https://classroom.thenational.academy/lessons/comparing-and-ordering-ccwk0r</p> <p>Lesson 2 – Rounding decimals (part 1) https://classroom.thenational.academy/lessons/rounding-decimals-part-1-70r6at</p> <p>Lesson 3 – Rounding decimals (part 2) https://classroom.thenational.academy/lessons/rounding-decimals-part-2-74rkgc</p> <p>Lesson 4 – Fractions and division (part 1) https://classroom.thenational.academy/lessons/fractions-and-division-part-1-64u32d</p> <p>Lesson 5 – Fractions and division (part 2) https://classroom.thenational.academy/lessons/fractions-and-division-part-2-6dgg4e</p>
<p>Afternoon Research and Independent Project Time</p>	<p>Our current theme in Year 5 is 'Living with the Power of Mother Nature'. For your independent project this week, we would like you to produce a factual poster about 'The Layers of the Earth'. Make sure you include a detailed image of the Earth and label its features. You also need to make sure you include what each feature does, in detail. Remember to present your work beautifully!</p> <p>How about having a go at making an Earth layer cake?</p> <div style="display: flex; justify-content: space-around; align-items: center;">  <div style="text-align: center;">  </div>  </div>