







# Year 4 Home Learning

Week Commencing: Monday 16<sup>th</sup> May 2022

Morning Work	Please see Morning Work attached separately – this is what the children are doing in school this week.
<p style="text-align: center;"><b>Reading</b></p> 	<p>For your reading, we would like you to engage with the text, 'Walter Tull's Scrapbook' by Michaela Morgan. Follow the lessons and complete the tasks. As you follow the video, you will find some tasks are for you to answer as you go – you don't have to write all of these down.</p> <p style="text-align: center;">Lesson 1 – To engage with the text  <a href="https://classroom.thenational.academy/lessons/to-engage-with-the-text-c4t36r">https://classroom.thenational.academy/lessons/to-engage-with-the-text-c4t36r</a></p> <p style="text-align: center;">Lesson 2 – To read about Walter Tull's family and childhood  <a href="https://classroom.thenational.academy/lessons/to-read-about-walter-tulls-family-and-childhood-ccukjr">https://classroom.thenational.academy/lessons/to-read-about-walter-tulls-family-and-childhood-ccukjr</a></p> <p style="text-align: center;">Lesson 3 – To read about Walter Tull's career in football  <a href="https://classroom.thenational.academy/lessons/to-read-about-walter-tulls-career-in-football-cmvkgt">https://classroom.thenational.academy/lessons/to-read-about-walter-tulls-career-in-football-cmvkgt</a></p> <p style="text-align: center;">Lesson 4 – To read about Walter Tull's career in the army  <a href="https://classroom.thenational.academy/lessons/to-read-about-walter-tulls-career-in-the-army-68u3cc">https://classroom.thenational.academy/lessons/to-read-about-walter-tulls-career-in-the-army-68u3cc</a></p> <p style="text-align: center;">Lesson 5 – To reflect upon the text we have read  <a href="https://classroom.thenational.academy/lessons/to-reflect-upon-the-text-we-have-read-6cr64c">https://classroom.thenational.academy/lessons/to-reflect-upon-the-text-we-have-read-6cr64c</a></p>
<p style="text-align: center;"><b>Spelling</b></p> 	<p>For your spelling this week, we would like you to focus on suffixes. Click on the links below and follow the lessons.</p> <p style="text-align: center;">Lesson 1 – To investigate the suffix ic  <a href="https://classroom.thenational.academy/lessons/to-investigate-the-suffix-ic-c4u3ac">https://classroom.thenational.academy/lessons/to-investigate-the-suffix-ic-c4u3ac</a></p> <p style="text-align: center;">Lesson 2 – To practise and apply knowledge of the suffix ic  <a href="https://classroom.thenational.academy/lessons/to-practise-and-apply-knowledge-of-the-suffix-ic-including-test-cgrk8d">https://classroom.thenational.academy/lessons/to-practise-and-apply-knowledge-of-the-suffix-ic-including-test-cgrk8d</a></p> <p style="text-align: center;">Lesson 3 – To investigate suffixes (ary/ery)  <a href="https://classroom.thenational.academy/lessons/to-investigate-suffixes-ary-ery-68w6ce">https://classroom.thenational.academy/lessons/to-investigate-suffixes-ary-ery-68w6ce</a></p> <p style="text-align: center;">Lesson 4 – To practise and apply knowledge of suffixes (ary/ery)  <a href="https://classroom.thenational.academy/lessons/to-practise-and-apply-knowledge-of-suffixes-ary-ery-c4r3ce">https://classroom.thenational.academy/lessons/to-practise-and-apply-knowledge-of-suffixes-ary-ery-c4r3ce</a></p>
<p style="text-align: center;"><b>English</b></p> 	<p>This week, we are learning about narrative writing. Follow the links for each day and complete the activities.</p> <p style="text-align: center;">Lesson 1 – To develop an understanding of key characters from The Borrowers  <a href="https://classroom.thenational.academy/lessons/to-develop-an-understanding-of-key-characters-from-the-borrowers-cgt36c">https://classroom.thenational.academy/lessons/to-develop-an-understanding-of-key-characters-from-the-borrowers-cgt36c</a></p> <p style="text-align: center;">Lesson 2 – To generate vocabulary for character description  <a href="https://classroom.thenational.academy/lessons/to-generate-vocabulary-for-character-description-71h66d">https://classroom.thenational.academy/lessons/to-generate-vocabulary-for-character-description-71h66d</a></p> <p style="text-align: center;">Lesson 3 – To develop a rich understanding of words associated with large objects  <a href="https://classroom.thenational.academy/lessons/to-develop-a-rich-understanding-of-words-associated-with-large-objects-6ru68d">https://classroom.thenational.academy/lessons/to-develop-a-rich-understanding-of-words-associated-with-large-objects-6ru68d</a></p> <p style="text-align: center;">Lesson 4 – To analyse and interpret a setting description from an extract  <a href="https://classroom.thenational.academy/lessons/to-analyse-and-interpret-a-setting-description-from-an-extract-c9k3jr">https://classroom.thenational.academy/lessons/to-analyse-and-interpret-a-setting-description-from-an-extract-c9k3jr</a></p> <p style="text-align: center;">Lesson 5 – To plan the opening  <a href="https://classroom.thenational.academy/lessons/to-plan-the-opening-6rrk0e">https://classroom.thenational.academy/lessons/to-plan-the-opening-6rrk0e</a></p>
<p style="text-align: center;"><b>Maths</b></p> 	<p>For your maths this week, we would like you to continue to focus on decimals. For each lesson, watch the video and complete the worksheet/quiz. Click on the link and follow the lesson.</p> <p style="text-align: center;">Lesson 1 – Recognising common decimal equivalents  <a href="https://classroom.thenational.academy/lessons/recognising-common-decimal-equivalents-6dgk6c">https://classroom.thenational.academy/lessons/recognising-common-decimal-equivalents-6dgk6c</a></p> <p style="text-align: center;">Lesson 2 – Ordering decimals  <a href="https://classroom.thenational.academy/lessons/ordering-decimals-6gt67r">https://classroom.thenational.academy/lessons/ordering-decimals-6gt67r</a></p> <p style="text-align: center;">Lesson 3 – Multiplying and dividing by 10 (part 1)  <a href="https://classroom.thenational.academy/lessons/multiplying-and-dividing-by-10-part-1-74rk6t">https://classroom.thenational.academy/lessons/multiplying-and-dividing-by-10-part-1-74rk6t</a></p> <p style="text-align: center;">Lesson 4 – Multiplying and dividing by 10 (part 2)  <a href="https://classroom.thenational.academy/lessons/multiplying-and-dividing-by-10-part-2-70v30r">https://classroom.thenational.academy/lessons/multiplying-and-dividing-by-10-part-2-70v30r</a></p> <p style="text-align: center;">Lesson 4 – Multiplying and dividing by 100 (part 1)  <a href="https://classroom.thenational.academy/lessons/multiplying-and-dividing-by-100-part-1-68vk6c">https://classroom.thenational.academy/lessons/multiplying-and-dividing-by-100-part-1-68vk6c</a></p> <p style="text-align: center;">Lesson 5 – Multiplying and dividing by 100 (part 2)  <a href="https://classroom.thenational.academy/lessons/multiplying-and-dividing-by-100-part-2-6ngkcc">https://classroom.thenational.academy/lessons/multiplying-and-dividing-by-100-part-2-6ngkcc</a></p>
<p style="text-align: center;"><b>Afternoon Research and Independent Project Time</b></p>	<p>Our <b>current</b> theme in Year 4 is 'Portal to the Past'. For your independent project this week, we would like you to create a factual poster/information day all about VE Day.</p> <p style="text-align: center;">Think about the following things when researching...</p> <ul style="list-style-type: none"> <li>• What is VE Day?</li> <li>• When and how was it announced?</li> <li>• How did people celebrate?</li> <li>• Why was it important?</li> <li>• What happened on VE Day?</li> <li>• Include pictures/images/newspaper headlines</li> </ul> <div style="display: flex; justify-content: space-around; align-items: center;">   </div>