







Morning Work	Please see Morning Work attached separately – this is what the children are doing in school this week.
<p style="text-align: center;"><b>Reading</b></p> 	<p>For your reading, we would like you to engage with the text, 'Demon Dentist' by David Walliams. Follow the lessons and complete the tasks. As you follow the video, you will find some tasks are for you to answer as you go – you don't have to write all of these down.</p> <p style="text-align: center;">Lesson 1 – To engage with the text  <a href="https://classroom.thenational.academy/lessons/to-engage-with-the-text-6mu32d">https://classroom.thenational.academy/lessons/to-engage-with-the-text-6mu32d</a></p> <p style="text-align: center;">Lesson 2 – To answer questions on the text (part 1)  <a href="https://classroom.thenational.academy/lessons/to-answer-questions-on-the-text-part-1-ccrp2d">https://classroom.thenational.academy/lessons/to-answer-questions-on-the-text-part-1-ccrp2d</a></p> <p style="text-align: center;">Lesson 3 – To analyse characters  <a href="https://classroom.thenational.academy/lessons/to-analyse-characters-cmu3gd">https://classroom.thenational.academy/lessons/to-analyse-characters-cmu3gd</a></p> <p style="text-align: center;">Lesson 4 – To answer questions on the text (part 2)  <a href="https://classroom.thenational.academy/lessons/to-answer-questions-on-the-text-part-2-75j3je">https://classroom.thenational.academy/lessons/to-answer-questions-on-the-text-part-2-75j3je</a></p> <p style="text-align: center;">Lesson 5 – To analyse the author's use of language  <a href="https://classroom.thenational.academy/lessons/to-analyse-the-authors-use-of-language-6mupar">https://classroom.thenational.academy/lessons/to-analyse-the-authors-use-of-language-6mupar</a></p>
<p style="text-align: center;"><b>Spelling</b></p> 	<p>For your spelling this week, we would like you to focus on Greek etymology words and c making soft and hard sounds. Click on the links below and follow the lessons.</p> <p style="text-align: center;">Lesson 1 – To investigate Greek etymology words with ch, ph and sc spelling  <a href="https://classroom.thenational.academy/lessons/to-investigate-greek-etymology-words-with-ch-ph-and-sc-spellings-c8w32r">https://classroom.thenational.academy/lessons/to-investigate-greek-etymology-words-with-ch-ph-and-sc-spellings-c8w32r</a></p> <p style="text-align: center;">Lesson 2 – To practise and apply knowledge of Greek etymology with ch, ph, sc spelling  <a href="https://classroom.thenational.academy/lessons/to-practise-and-apply-knowledge-of-greek-etymology-ch-ph-and-sc-spellings-including-test-cdk64c">https://classroom.thenational.academy/lessons/to-practise-and-apply-knowledge-of-greek-etymology-ch-ph-and-sc-spellings-including-test-cdk64c</a></p> <p style="text-align: center;">Lesson 3 – To investigate c making soft and hard sounds  <a href="https://classroom.thenational.academy/lessons/to-investigate-c-making-soft-and-hard-sounds-74wk0c">https://classroom.thenational.academy/lessons/to-investigate-c-making-soft-and-hard-sounds-74wk0c</a></p> <p style="text-align: center;">Lesson 4 – To practise and apply knowledge of c making soft and hard sounds  <a href="https://classroom.thenational.academy/lessons/to-practise-and-apply-knowledge-of-c-making-soft-and-hard-sounds-including-test-75h64e">https://classroom.thenational.academy/lessons/to-practise-and-apply-knowledge-of-c-making-soft-and-hard-sounds-including-test-75h64e</a></p>
<p style="text-align: center;"><b>English</b></p> 	<p>English this week is based on our current theme 'Meet the Greeks'. Our lessons in school this week are all about Ancient Greece and we would like you to find out as much as you can in order to support your learning when you return to school. Follow the links for each day and complete the activities.</p> <p style="text-align: center;">Lesson 1 – How was the Ancient Greece organised?  <a href="https://classroom.thenational.academy/lessons/how-was-ancient-greece-organised-6mv3jr">https://classroom.thenational.academy/lessons/how-was-ancient-greece-organised-6mv3jr</a></p> <p style="text-align: center;">Lesson 2 – Why do we know so much about Ancient Greece?  <a href="https://classroom.thenational.academy/lessons/why-do-we-know-so-much-about-ancient-greece-75h6ce">https://classroom.thenational.academy/lessons/why-do-we-know-so-much-about-ancient-greece-75h6ce</a></p> <p style="text-align: center;">Lesson 3 – What was the Golden Age of Greece?  <a href="https://classroom.thenational.academy/lessons/what-was-the-golden-age-of-greece-68vpad">https://classroom.thenational.academy/lessons/what-was-the-golden-age-of-greece-68vpad</a></p> <p style="text-align: center;">Lesson 4 – What was Athenian democracy?  <a href="https://classroom.thenational.academy/lessons/what-was-athenian-democracy-6wu64d">https://classroom.thenational.academy/lessons/what-was-athenian-democracy-6wu64d</a></p> <p style="text-align: center;">Lesson 5 – What did the Ancient Greeks believe in?  <a href="https://classroom.thenational.academy/lessons/what-did-the-ancient-greeks-believe-in-6wwp6d">https://classroom.thenational.academy/lessons/what-did-the-ancient-greeks-believe-in-6wwp6d</a></p>
<p style="text-align: center;"><b>Maths</b></p> 	<p>This week, we would like you to focus on fractions and decimals. For each lesson, watch the video and complete the worksheet/quiz. Click on the link and follow the lesson.</p> <p style="text-align: center;">Lesson 1 – What is a fraction?  <a href="https://classroom.thenational.academy/lessons/what-is-a-fraction-70rkjc">https://classroom.thenational.academy/lessons/what-is-a-fraction-70rkjc</a></p> <p style="text-align: center;">Lesson 2 – Representing fractions  <a href="https://classroom.thenational.academy/lessons/representing-fractions-cthked">https://classroom.thenational.academy/lessons/representing-fractions-cthked</a></p> <p style="text-align: center;">Lesson 3 – Equivalent fractions  <a href="https://classroom.thenational.academy/lessons/equivalent-fractions-cgt66c">https://classroom.thenational.academy/lessons/equivalent-fractions-cgt66c</a></p> <p style="text-align: center;">Lesson 4 – Tenths and hundredths  <a href="https://classroom.thenational.academy/lessons/tenths-and-hundredths-6nj68c">https://classroom.thenational.academy/lessons/tenths-and-hundredths-6nj68c</a></p> <p style="text-align: center;">Lesson 5 – Ordering fractions  <a href="https://classroom.thenational.academy/lessons/ordering-fractions-c4vp6r">https://classroom.thenational.academy/lessons/ordering-fractions-c4vp6r</a></p>
<p style="text-align: center;"><b>Afternoon Research and Independent Project Time</b></p>	<p>Our <b>new</b> theme in Year 5 is 'Meet the Greeks'. For your independent project this week, we would like you to produce a factual poster all about the history of the Olympics. Remember to research carefully and to include the following things...</p> <ul style="list-style-type: none"> <li>• The Ancient Olympics</li> <li>• The Scared Truce</li> <li>• Events at The Games</li> <li>• Spectators</li> <li>• The Pankration</li> <li>• Women at The Olympics</li> </ul> <div style="display: flex; justify-content: space-around; align-items: center; margin-top: 20px;"> <div style="text-align: center;">  </div> <div style="text-align: center;">  </div> </div>