







Year 3 Home Learning

Week Commencing: Monday 14th March 2022

<p>Morning Work</p>	<p>Please see Morning Work attached separately – this is what the children are doing in school this week.</p>
<p>Reading</p> 	<p>For your reading, we would like you to engage with the text, 'Into the Forest' by Anthony Browne. Follow the lessons and complete the tasks. As you follow the video, you will find some tasks are for you to answer as you go – you don't have to write all of these down.</p> <p style="text-align: center;">Lesson 1 – Engage with a text. https://classroom.thenational.academy/lessons/to-engage-with-a-text-6tj3jd</p> <p style="text-align: center;">Lesson 2 – Answer questions on a text. https://classroom.thenational.academy/lessons/to-answer-questions-on-a-text-c8tp2t</p> <p style="text-align: center;">Lesson 3 – Answer questions on a text. https://classroom.thenational.academy/lessons/to-answer-questions-on-a-text-61k66r</p> <p style="text-align: center;">Lesson 4 – Answer questions on a text. https://classroom.thenational.academy/lessons/to-answer-questions-on-a-text-6mv3cr</p> <p style="text-align: center;">Lesson 5 – Analyse the authors use of colour. https://classroom.thenational.academy/lessons/to-analyse-the-authors-use-of-colour-c4rkgc</p>
<p>Spelling</p> 	<p>For your spelling this week, we would like you to focus on plurals. Click on the links below and follow the lessons.</p> <p style="text-align: center;">Lesson 1 – Investigate suffixes – plurals. https://classroom.thenational.academy/lessons/to-investigate-suffixes-plurals-6nj64c</p> <p style="text-align: center;">Lesson 2 – Practise and apply knowledge of suffixes – plurals. https://classroom.thenational.academy/lessons/to-practise-and-apply-knowledge-of-suffixes-plural-including-a-test-6gt3jc</p> <p style="text-align: center;">Lesson 3 – Investigate more suffixes – plurals. https://classroom.thenational.academy/lessons/to-investigate-suffixes-more-plurals-6rtpcd</p> <p style="text-align: center;">Lesson 4 – Practise and apply knowledge of suffixes more plurals. https://classroom.thenational.academy/lessons/to-practise-and-apply-knowledge-of-suffixes-more-plurals-including-test-cnh30c</p>
<p>English</p> 	<p>This week, we would like you to learn about instructional writing. Follow the links for each day and complete the activities.</p> <p style="text-align: center;">Lesson 1 – To identify the features of instructions https://classroom.thenational.academy/lessons/to-identify-the-features-of-instructions-cru38r</p> <p style="text-align: center;">Lesson 2 – To explore 'being' verbs https://classroom.thenational.academy/lessons/to-explore-being-verbs-6mr68r</p> <p style="text-align: center;">Lesson 3 – To devise ingredients for our monster pizza https://classroom.thenational.academy/lessons/to-devise-ingredients-for-our-monster-pizza-cdgkcd</p> <p style="text-align: center;">Lesson 4 – To develop a rich understanding of words associated with disgusting food https://classroom.thenational.academy/lessons/to-develop-a-rich-understanding-of-words-associated-with-disgusting-food-60t32d</p> <p style="text-align: center;">Lesson 5 – To generate vocabulary to use in our instructions https://classroom.thenational.academy/lessons/to-generate-vocabulary-to-use-in-our-instructions-cgu30c</p>
<p>Maths</p> 	<p>This week we would like you to focus on calculation strategies and place value. For each lesson, watch the video and complete the worksheet/quiz. Click on the link and follow the lesson.</p> <p style="text-align: center;">Lesson 1 – Applying a range of strategies to mentally calculate addition https://classroom.thenational.academy/lessons/applying-a-range-of-strategies-to-mentally-calculate-addition-64rktg</p> <p style="text-align: center;">Lesson 2 – Applying a range of strategies to mentally calculate subtraction https://classroom.thenational.academy/lessons/applying-a-range-of-strategies-to-mentally-calculate-subtraction-cthkcd</p> <p style="text-align: center;">Lesson 3 – Applying addition and subtraction strategies within context https://classroom.thenational.academy/lessons/applying-addition-and-subtraction-strategies-within-context-crr32c</p> <p style="text-align: center;">Lesson 4 – Using commutativity and associativity to multiply https://classroom.thenational.academy/lessons/using-commutativity-and-associativity-to-multiply-71j38c</p> <p style="text-align: center;">Lesson 5 – Using doubling or halving to calculate efficiently https://classroom.thenational.academy/lessons/using-doubling-or-halving-to-calculate-efficiently-6th3cd</p>
<p>Afternoon Research and Independent Project Time</p>	<p>Our current theme in Year 3 is 'A Journey through the Ages'. For your independent project this week, we would like you to design a historical school trip for children learning about this period in history. You can choose to design a trip for the Stone age, Bronze age or Iron age, alternatively, you can design a trip for all three. Produce a factual poster/information page presenting all that you have found. Research carefully and make sure your work is presented beautifully. Think about the following things when designing...</p> <ul style="list-style-type: none"> • Local places to visit • Experiences (e.g. cooking on a fire, cave art, making jewellery) • Artefacts • Events • Talks from Experts • Make sure you • Make sure you include pictures/images <div style="display: flex; justify-content: space-around; align-items: center;">   </div>