







# Year 5 Home Learning

Week Commencing: Monday 14<sup>th</sup> March 2022

|  |  |
|--|--|
| <p>Morning Work</p>  | <p>Please see Morning Work attached separately – this is what the children are doing in school this week.</p>  |
| <p>Reading</p>    | <p>For your reading, we would like you to engage with the text, 'Street Child' by Berlie Doherty. Follow the lessons and complete the tasks. As you follow the video, you will find some tasks are for you to answer as you go – you don't have to write all of these down.</p> <p>Lesson 1 – To engage with the text and the main character<br/> <a href="https://classroom.thenational.academy/lessons/to-engage-with-the-text-and-the-main-character-70r34d">https://classroom.thenational.academy/lessons/to-engage-with-the-text-and-the-main-character-70r34d</a></p> <p>Lesson 2 – To make inferences about the main character<br/> <a href="https://classroom.thenational.academy/lessons/to-make-inferences-about-the-main-character-6wvp8d">https://classroom.thenational.academy/lessons/to-make-inferences-about-the-main-character-6wvp8d</a></p> <p>Lesson 3 – To ask questions when reading to help with our comprehension<br/> <a href="https://classroom.thenational.academy/lessons/to-ask-questions-when-reading-to-help-with-our-comprehension-cgup8c">https://classroom.thenational.academy/lessons/to-ask-questions-when-reading-to-help-with-our-comprehension-cgup8c</a></p> <p>Lesson 4 – To consider the author's characterisation<br/> <a href="https://classroom.thenational.academy/lessons/to-consider-the-authors-characterisation-6th3gd">https://classroom.thenational.academy/lessons/to-consider-the-authors-characterisation-6th3gd</a></p> <p>Lesson 5 – To reflect upon the story<br/> <a href="https://classroom.thenational.academy/lessons/to-reflect-upon-the-story-and-victoria-society-6nh68t">https://classroom.thenational.academy/lessons/to-reflect-upon-the-story-and-victoria-society-6nh68t</a></p> |
| <p>Spelling</p>   | <p>For your spelling this week, we would like you to focus on suffixes. Click on the links below and follow the lessons.</p> <p>Lesson 1 – Investigate suffixes (tion, cian, sion, sсион)<br/> <a href="https://classroom.thenational.academy/lessons/to-investigate-suffixes-tion-cian-sion-ssion-c8up2c">https://classroom.thenational.academy/lessons/to-investigate-suffixes-tion-cian-sion-ssion-c8up2c</a></p> <p>Lesson 2 – To practise and apply knowledge of suffixes (tion, cian, sion, sсион)<br/> <a href="https://classroom.thenational.academy/lessons/to-practise-and-apply-knowledge-of-suffixes-tion-cian-sion-ssion-6ngp4c">https://classroom.thenational.academy/lessons/to-practise-and-apply-knowledge-of-suffixes-tion-cian-sion-ssion-6ngp4c</a></p> <p>Lesson 3 – To investigate the letter string (fer)<br/> <a href="https://classroom.thenational.academy/lessons/to-investigate-the-letter-string-fer-64r3ce">https://classroom.thenational.academy/lessons/to-investigate-the-letter-string-fer-64r3ce</a></p> <p>Lesson 4 – To practise and apply knowledge of the letter string (fer)<br/> <a href="https://classroom.thenational.academy/lessons/to-practise-and-apply-knowledge-of-the-letter-string-fer-including-test-70rp8c">https://classroom.thenational.academy/lessons/to-practise-and-apply-knowledge-of-the-letter-string-fer-including-test-70rp8c</a></p>  |
| <p>English</p>  | <p>For your English lessons this week, we would like you to focus on writing a non-chronological report. Click on the link for each day and follow the lesson.</p> <p>Lesson 1 – To identify the features of a non-chronological report<br/> <a href="https://classroom.thenational.academy/lessons/to-identify-the-features-of-a-non-chronological-report-6cwket">https://classroom.thenational.academy/lessons/to-identify-the-features-of-a-non-chronological-report-6cwket</a></p> <p>Lesson 2 – To develop knowledge of relative clauses<br/> <a href="https://classroom.thenational.academy/lessons/to-develop-knowledge-of-relative-clauses-6mu6ae">https://classroom.thenational.academy/lessons/to-develop-knowledge-of-relative-clauses-6mu6ae</a></p> <p>Lesson 3 – To develop and generate subject specific vocabulary<br/> <a href="https://classroom.thenational.academy/lessons/to-develop-and-generate-subject-specific-vocabulary-6mtp4e">https://classroom.thenational.academy/lessons/to-develop-and-generate-subject-specific-vocabulary-6mtp4e</a></p> <p>Lesson 4 – To develop a rich understanding of words associated with eating<br/> <a href="https://classroom.thenational.academy/lessons/to-develop-a-rich-understanding-of-words-associated-with-eating-6mtkec">https://classroom.thenational.academy/lessons/to-develop-a-rich-understanding-of-words-associated-with-eating-6mtkec</a></p> <p>Lesson 5 – To learn about tigers and their appearance<br/> <a href="https://classroom.thenational.academy/lessons/to-learn-about-tigers-and-their-appearance-c5j3cc">https://classroom.thenational.academy/lessons/to-learn-about-tigers-and-their-appearance-c5j3cc</a></p>   |
| <p>Maths</p>    | <p>This week, we would like you to focus on converting units of measure. For each lesson, watch the video and complete the worksheet/quiz. Click on the link and follow the lesson.</p> <p>Lesson 1 – Converting between seconds, minutes and hours<br/> <a href="https://classroom.thenational.academy/lessons/converting-between-seconds-minutes-and-hours-74vkec">https://classroom.thenational.academy/lessons/converting-between-seconds-minutes-and-hours-74vkec</a></p> <p>Lesson 2 – Solving problems involving converting between seconds, minutes and hours<br/> <a href="https://classroom.thenational.academy/lessons/solving-problems-involving-converting-between-seconds-minutes-and-hours-6xk3ad">https://classroom.thenational.academy/lessons/solving-problems-involving-converting-between-seconds-minutes-and-hours-6xk3ad</a></p> <p>Lesson 3 – Converting between units of time<br/> <a href="https://classroom.thenational.academy/lessons/converting-between-units-of-time-6gvkjt">https://classroom.thenational.academy/lessons/converting-between-units-of-time-6gvkjt</a></p> <p>Lesson 4 – Solving problems involving converting between units of time<br/> <a href="https://classroom.thenational.academy/lessons/solving-problems-involving-converting-between-units-of-time-6crrp8e">https://classroom.thenational.academy/lessons/solving-problems-involving-converting-between-units-of-time-6crrp8e</a></p> <p>Lesson 5 – Converting between units of length<br/> <a href="https://classroom.thenational.academy/lessons/converting-between-units-of-length-cgr32e">https://classroom.thenational.academy/lessons/converting-between-units-of-length-cgr32e</a></p>  |
| <p>Afternoon Research and Independent Project Time</p>   | <p>Our <b>current</b> theme in Year 5 is 'Living with the Power of Mother Nature'. For your independent project this week, we would like you to find out as much information as you can about The South Downs National Park. Create an information poster presenting all that you have found. Try to research and include the following information.</p> <ul style="list-style-type: none"> <li>• Climate</li> <li>• Habitats</li> <li>• Wildlife/Animal Species</li> <li>• Plant life</li> <li>• Elevation and relief</li> <li>• Rock/soil types</li> <li>• Land use</li> <li>• Any other interesting facts</li> </ul> <div style="display: flex; justify-content: space-around; align-items: center;">   </div>   |