







Year 3 Home Learning

Week Commencing: Monday 16th May 2022

Morning Work	Please see Morning Work attached separately – this is what the children are doing in school this week.
<p style="text-align: center;">Reading</p> 	<p>For your reading, we would like you to engage with the text, 'Mulan' by Michaela Morgan. Follow the lessons and complete the tasks. As you follow the video, you will find some tasks are for you to answer as you go – you don't have to write all of these down.</p> <p style="text-align: center;">Lesson 1 – Engage with a text https://classroom.thenational.academy/lessons/to-engage-with-a-text-cnh62c</p> <p style="text-align: center;">Lesson 2 – Answer questions on a text (Part 1) https://classroom.thenational.academy/lessons/to-answer-questions-on-a-text-part-1-6thkac</p> <p style="text-align: center;">Lesson 3 – Answer questions on a text (Part 2) https://classroom.thenational.academy/lessons/to-answer-questions-on-a-text-part-2-74u3jd</p> <p style="text-align: center;">Lesson 4 – To explore a character https://classroom.thenational.academy/lessons/to-explore-character-64tk4e</p> <p style="text-align: center;">Lesson 5 – To explore themes https://classroom.thenational.academy/lessons/to-explore-themes-6wr68d</p>
<p style="text-align: center;">Spelling</p> 	<p>For your spelling this week, we would like you to focus on plurals. Click on the links below and follow the lessons.</p> <p style="text-align: center;">Lesson 1 – Investigate suffixes – plurals. https://classroom.thenational.academy/lessons/to-investigate-suffixes-plurals-6nj64c</p> <p style="text-align: center;">Lesson 2 – Practise and apply knowledge of suffixes – plurals. https://classroom.thenational.academy/lessons/to-practise-and-apply-knowledge-of-suffixes-plural-including-a-test-6gt3jc</p> <p style="text-align: center;">Lesson 3 – Investigate more suffixes – plurals. https://classroom.thenational.academy/lessons/to-investigate-suffixes-more-plurals-6rtpcd</p> <p style="text-align: center;">Lesson 4 – Practise and apply knowledge of suffixes - more plurals. https://classroom.thenational.academy/lessons/to-practise-and-apply-knowledge-of-suffixes-more-plurals-including-test-cnh30c</p>
<p style="text-align: center;">English</p> 	<p>This week, we would like you to focus on persuasive writing. Follow the links for each day and complete the activities.</p> <p style="text-align: center;">Lesson 1 – To understand the features of adverts https://classroom.thenational.academy/lessons/to-understand-the-features-of-adverts-65k3ed</p> <p style="text-align: center;">Lesson 2 – To build scientific vocabulary to describe healthy snacks https://classroom.thenational.academy/lessons/to-build-scientific-vocabulary-to-describe-healthy-snacks-70tp4d</p> <p style="text-align: center;">Lesson 3 – To develop a rich understanding of words associated with meals https://classroom.thenational.academy/lessons/to-develop-a-rich-understanding-of-words-associated-with-meals-crt64d</p> <p style="text-align: center;">Lesson 4 – To design a healthy snack https://classroom.thenational.academy/lessons/to-design-a-healthy-snack-6mwkad</p> <p style="text-align: center;">Lesson 5 – To build vocabulary to use in our advert https://classroom.thenational.academy/lessons/to-build-persuasive-vocabulary-to-use-in-our-advert-ctk3ed</p>
<p style="text-align: center;">Maths</p> 	<p>In class this week, we are continuing to focus on time. For each lesson, watch the video and complete the worksheet/quiz. Click on the link and follow the lesson.</p> <p style="text-align: center;">Lesson 1 – Exploring units of measured time https://classroom.thenational.academy/lessons/exploring-units-of-measured-time-cngp4c</p> <p style="text-align: center;">Lesson 2 – Measuring time in seconds https://classroom.thenational.academy/lessons/measuring-time-in-seconds-74rk2t</p> <p style="text-align: center;">Lesson 3 – Calculating and comparing intervals of time https://classroom.thenational.academy/lessons/calculating-and-comparing-intervals-of-time-6gw3jc</p> <p style="text-align: center;">Lesson 4 – Applying knowledge of time to solve problems https://classroom.thenational.academy/lessons/applying-knowledge-of-time-to-solve-problems-ccuk4r</p> <p style="text-align: center;">Lesson 5 – Further applying knowledge of time to solve problems https://classroom.thenational.academy/lessons/further-applying-knowledge-of-time-to-solve-problems-ctgkgd</p>
<p style="text-align: center;">Afternoon Research and Independent Project Time</p>	<p>Our current theme in Year 3 is 'Healthy Heroes'. For your independent project this week, we would like you to produce a factual poster/information page all about the importance of exercise. Think about the following things when researching...</p> <ul style="list-style-type: none"> • Why do we need to exercise? • What are the benefits of exercise? • Different types of exercise • Have a go at designing your own exercise routine! • Include pictures and images <div style="display: flex; justify-content: space-around; align-items: center;"> <div data-bbox="1018 1711 1235 1890" data-label="Image">  </div> <div data-bbox="1307 1711 1442 1890" data-label="Image">  </div> </div>