







Year 5 Home Learning

Week Commencing: Monday 16th May 2022

| | |
|---|--|
| Morning Work | <p style="text-align: center;">Please see Morning Work attached separately – this is what the children are doing in school this week.</p> |
| Reading  | <p>For your reading, we would like you to engage with the text, 'The British' by Benjamin Zephaniah. Follow the lessons and complete the tasks. As you follow the video, you will find some tasks are for you to answer as you go – you don't have to write all of these down.</p> <p style="text-align: center;">Lesson 1 – To learn about a poet and the historical context of a poem https://classroom.thenational.academy/lessons/to-learn-about-a-poet-and-the-historical-context-of-a-poem-74u3ec</p> <p style="text-align: center;">Lesson 2 – To read and analyse a poem https://classroom.thenational.academy/lessons/to-read-and-analyse-a-poem-68u30c</p> <p style="text-align: center;">Lesson 3 – To explore the writer's purpose https://classroom.thenational.academy/lessons/to-explore-the-writers-purpose-6nk3ed</p> <p style="text-align: center;">Lesson 4 – To answer questions on a poem and to plan my own poem https://classroom.thenational.academy/lessons/to-answer-questions-on-a-poem-and-to-plan-my-own-poem-6gvkcg</p> <p style="text-align: center;">Lesson 5 – To write me own recipe poem https://classroom.thenational.academy/lessons/to-write-my-own-recipe-poem-6dgg6c</p> |
| Spelling  | <p>For your spelling this week, we would like you to focus on homophones and plurals. Click on the links below and follow the lessons.</p> <p style="text-align: center;">Lesson 1 – To investigate homophones https://classroom.thenational.academy/lessons/to-investigate-homophones-69jk0r</p> <p style="text-align: center;">Lesson 2 – To practise and apply knowledge of homophones https://classroom.thenational.academy/lessons/to-practise-and-apply-knowledge-of-homophones-including-test-6xk36d</p> <p style="text-align: center;">Lesson 3 – To investigate suffixes: plurals https://classroom.thenational.academy/lessons/to-investigate-suffixes-plurals-64r36d</p> <p style="text-align: center;">Lesson 4 – To practise and apply knowledge of suffixes: plurals https://classroom.thenational.academy/lessons/to-practise-and-apply-knowledge-of-suffixes-plurals-including-test-cgwket</p> |
| English  | <p>For your English lessons this week, we would like you to focus on narrative writing. Click on the link for each day and follow the lesson.</p> <p style="text-align: center;">Lesson 1 – To develop a rich understanding of words associated with chaos and confusion https://classroom.thenational.academy/lessons/to-develop-a-rich-understanding-of-words-associated-with-chaos-and-confusion-cdgkce</p> <p style="text-align: center;">Lesson 2 – To generate verbs and adverbs to describe a setting https://classroom.thenational.academy/lessons/to-generate-verbs-and-adverbs-to-describe-a-setting-cctkjd</p> <p style="text-align: center;">Lesson 3 – To practise using non-finite clauses https://classroom.thenational.academy/lessons/to-practise-using-non-finite-clauses-64v6ad</p> <p style="text-align: center;">Lesson 4 – To write the opening https://classroom.thenational.academy/lessons/to-write-the-opening-cru30r</p> <p style="text-align: center;">Lesson 5 – To infer meaning from images https://classroom.thenational.academy/lessons/to-infer-meaning-from-images-c9gk2c</p> |
| Maths  | <p>In class this week, we are continuing to focus on decimals. For each lesson, watch the video and complete the worksheet/quiz. Click on the link and follow the lesson.</p> <p style="text-align: center;">Lesson 1 – Multiplying decimals using a formal written method (short multiplication) https://classroom.thenational.academy/lessons/multiplying-decimals-using-a-formal-written-method-short-multiplication-cth34d</p> <p style="text-align: center;">Lesson 2 – Multiplying decimals using mental strategies https://classroom.thenational.academy/lessons/multiplying-decimals-using-mental-strategies-6dh3jr</p> <p style="text-align: center;">Lesson 3 – Problem solving with decimals in context https://classroom.thenational.academy/lessons/problem-solving-with-decimals-in-context-60u3gd</p> <p style="text-align: center;">Lesson 4 – Representing 2 digit by 2 digit multiplication https://classroom.thenational.academy/lessons/representing-2-digit-by-2-digit-multiplication-c8wk4e</p> <p style="text-align: center;">Lesson 5 – Multiplying a 3 digit number by a 2 digit number https://classroom.thenational.academy/lessons/multiplying-a-3-digit-number-by-a-2-digit-number-cmwpae</p> |
| Afternoon Research and Independent Project Time | <p>Our new theme in Year 5 is 'Meet the Greeks'. For your independent project this week, we would like you to produce a factual poster all about Ancient Sparta. Remember to research carefully and to include the following things...</p> <ul style="list-style-type: none"> • Location • Education • City Life • The Army • How the city state was governed • Include pictures and images <div style="display: flex; justify-content: space-around; align-items: center;"> <div style="text-align: center;">  <p>INDEPENDENCE Having a passion to learn Being a prepared learner Being an active learner Being organised Building resilience and not giving up Being responsible for your own learning Having the ability to work on your own</p> </div> <div style="text-align: center;">  </div> </div> |