







Year 6 Home Learning

Wednesday 5th January – Friday 7th January 2022

<p>Morning Work</p>	<p>Please see Morning Work attached separately – this is what the children are doing in school this week.</p>
<p>Reading</p> 	<p>For your reading, we would like you to engage with the text, 'Goodnight Mister Tom' by Michelle Magorian. Follow the lessons and complete the tasks. As you follow the video, you will find some tasks are for you to answer as you go – you don't have to write all of these down.</p> <p>Lesson 1 – To establish a background knowledge of the story and create an initial impression https://classroom.thenational.academy/lessons/to-establish-a-background-knowledge-of-the-story-and-create-an-initial-impression-60rk8r</p> <p>Lesson 2 – To make inferences about characters in the book https://classroom.thenational.academy/lessons/to-make-inferences-about-characters-in-the-book-cgu3gt</p> <p>Lesson 3 – To make inferences about characters in the book (Part 1) https://classroom.thenational.academy/lessons/to-make-inferences-about-characters-in-the-book-part-1-c4tp6t</p>
<p>Spelling</p> 	<p>For your spelling this week, we would like you to focus on word endings. Click on the links below and follow the lessons.</p> <p>Lesson 1 – To investigate word endings (ant, ent, ance, ence) https://classroom.thenational.academy/lessons/to-investigate-word-endings-ant-ent-ance-ence-70up4c</p> <p>Lesson 2 – To practice and apply word endings (ant, ent, ance, ence) https://classroom.thenational.academy/lessons/to-practise-and-apply-knowledge-of-word-endings-ant-ent-ance-ence-including-test-cdk3ar</p>
<p>English</p> 	<p>This week in English, we would like you to use 'The Golden Compass' as inspiration for your lessons. Click on the link for each day and follow the lesson.</p> <p>Lesson 1 – To identify key characters and events in the plot https://classroom.thenational.academy/lessons/to-identify-key-characters-and-events-in-the-plot-71j68c</p> <p>Lesson 2 – To explore expanded noun phrases https://classroom.thenational.academy/lessons/to-explore-expanded-noun-phrases-crt3jd</p> <p>Lesson 3 – To generate vocabulary to describe a character https://classroom.thenational.academy/lessons/to-generate-vocabulary-to-describe-a-character-c4r6cc</p>
<p>Maths</p> 	<p>In class this week, we are focussing on decimals and place value. For each lesson, watch the video and complete the worksheet/quiz. Click on the link and follow the lesson.</p> <p>Lesson 1 – Understanding other powers of ten within one million https://classroom.thenational.academy/lessons/understanding-other-powers-of-ten-within-one-million-6dh64r</p> <p>Lesson 2 – Reading and writing 7-digit numbers https://classroom.thenational.academy/lessons/reading-and-writing-7-digit-numbers-6dk62c</p> <p>Lesson 3 – Understanding how the digits in a number indicate its structure https://classroom.thenational.academy/lessons/understanding-how-the-digits-in-a-number-indicate-its-structure-71gp6e</p>
<p>Afternoon Research and Independent Project Time</p>	<p>Our new theme in Year 6 is 'Raiders of the lost Maya'. For your independent project this week, we would like you to investigate what daily life was like for the Mayans. Produce a factual poster presenting all that you have found. Research carefully and make sure your work is presented beautifully. Think about the following things when researching...</p> <ul style="list-style-type: none"> • What food did they eat? How did they get their food? • What were the main Mayan jobs? • Where are how did they live? • How do we know about them? • What did they wear? • Include any other interesting facts you have found. <div style="display: flex; justify-content: space-around; align-items: center;"> <div style="text-align: center;">  </div> <div style="text-align: center;">  </div> </div>