










## Year 6 Home Learning

Week Commencing: Monday 13<sup>th</sup> December 2021



Please note, there is a choice of the work below or Christmas activities to be completed this week.

|  |  |
|--|--|
| <p>Morning Work</p>  | <p>Please see Morning Work attached separately – this is what the children are doing in school this week.</p>  |
| <p>Reading</p>    | <p>For your reading, we would like you to engage with the text, 'A Career in Computer Games' by Anthony Horowitz. Follow the lessons and complete the tasks. As you follow the video, you will find some tasks are for you to answer as you go – you don't have to write all of these down.</p> <p>Lesson 1 – Engage with the text and main characters<br/> <a href="https://classroom.thenational.academy/lessons/to-engage-with-the-text-and-main-character-6wwk2e">https://classroom.thenational.academy/lessons/to-engage-with-the-text-and-main-character-6wwk2e</a></p> <p>Lesson 2 – Consider the author's use of language<br/> <a href="https://classroom.thenational.academy/lessons/to-consider-the-authors-use-of-language-and-further-understand-the-main-character-68u62r">https://classroom.thenational.academy/lessons/to-consider-the-authors-use-of-language-and-further-understand-the-main-character-68u62r</a></p> <p>Lesson 3 – To consider a character's experience<br/> <a href="https://classroom.thenational.academy/lessons/to-consider-a-character-experience-chj3er">https://classroom.thenational.academy/lessons/to-consider-a-character-experience-chj3er</a></p> <p>Lesson 4 – Make inferences and predictions<br/> <a href="https://classroom.thenational.academy/lessons/to-make-inferences-and-predictions-61hkct">https://classroom.thenational.academy/lessons/to-make-inferences-and-predictions-61hkct</a></p> <p>Lesson 5 – Analyse a setting and consider its impact on the reader<br/> <a href="https://classroom.thenational.academy/lessons/to-analyse-a-setting-and-consider-its-impact-on-the-reader-6wuk8d">https://classroom.thenational.academy/lessons/to-analyse-a-setting-and-consider-its-impact-on-the-reader-6wuk8d</a></p> |
| <p>Spelling</p>  | <p>For your spelling this week, we would like you to focus on suffixes. Click on the links below and follow the lessons.</p> <p>Lesson 1 – Investigate suffixes<br/> <a href="https://classroom.thenational.academy/lessons/to-investigate-suffixes-tion-cian-sion-ssion-61jkat">https://classroom.thenational.academy/lessons/to-investigate-suffixes-tion-cian-sion-ssion-61jkat</a></p> <p>Lesson 2 – Practise and apply knowledge of suffixes<br/> <a href="https://classroom.thenational.academy/lessons/to-practise-and-apply-knowledge-of-suffixes-tion-cian-sion-ssion-including-test-6tgk2c">https://classroom.thenational.academy/lessons/to-practise-and-apply-knowledge-of-suffixes-tion-cian-sion-ssion-including-test-6tgk2c</a></p> <p>Lesson 3 – Investigate the suffix -ous<br/> <a href="https://classroom.thenational.academy/lessons/to-investigate-the-suffix-ous-ccu3et">https://classroom.thenational.academy/lessons/to-investigate-the-suffix-ous-ccu3et</a></p> <p>Lesson 4 – Practise and apply knowledge of suffixes<br/> <a href="https://classroom.thenational.academy/lessons/to-practise-and-apply-knowledge-of-suffixes-ous-including-test-6rv34d">https://classroom.thenational.academy/lessons/to-practise-and-apply-knowledge-of-suffixes-ous-including-test-6rv34d</a></p>  |
| <p>English</p>  | <p>This week in school, we are continuing to focus on biographical writing. Follow the links for each day and complete the activities.</p> <p>Lesson 1 – To apply our knowledge of French and Greek etymology<br/> <a href="https://classroom.thenational.academy/lessons/to-practise-and-apply-our-knowledge-of-french-and-greek-etymology-c4u68d">https://classroom.thenational.academy/lessons/to-practise-and-apply-our-knowledge-of-french-and-greek-etymology-c4u68d</a></p> <p>Lesson 2 – To plan a biography<br/> <a href="https://classroom.thenational.academy/lessons/to-plan-a-biography-6ww62r">https://classroom.thenational.academy/lessons/to-plan-a-biography-6ww62r</a></p> <p>Lesson 3 – To write a biography (part 1)<br/> <a href="https://classroom.thenational.academy/lessons/to-write-a-biography-part-1-6gtkgd">https://classroom.thenational.academy/lessons/to-write-a-biography-part-1-6gtkgd</a></p> <p>Lesson 4 – to write a biography (part 2)<br/> <a href="https://classroom.thenational.academy/lessons/to-write-a-biography-part-2-6cw3cd">https://classroom.thenational.academy/lessons/to-write-a-biography-part-2-6cw3cd</a></p> <p>Lesson 5 – To explore simple and compound sentences<br/> <a href="https://classroom.thenational.academy/lessons/to-explore-simple-and-compound-sentences-74tp8t">https://classroom.thenational.academy/lessons/to-explore-simple-and-compound-sentences-74tp8t</a></p>  |
| <p>Maths</p>    | <p>In class this week, we are continuing to focus on shape. For each lesson, watch the video and complete the worksheet/quiz. Click on the link and follow the lesson.</p> <p>Lesson 1 – To recognise 3D shapes<br/> <a href="https://classroom.thenational.academy/lessons/coordinates-and-shapes-to-recognise-3-d-shapes-crup8r">https://classroom.thenational.academy/lessons/coordinates-and-shapes-to-recognise-3-d-shapes-crup8r</a></p> <p>Lesson 2 – To recognise nets of 3D shapes<br/> <a href="https://classroom.thenational.academy/lessons/coordinates-and-shapes-to-recognise-nets-of-3d-shapes-crvk2r">https://classroom.thenational.academy/lessons/coordinates-and-shapes-to-recognise-nets-of-3d-shapes-crvk2r</a></p> <p>Lesson 3 – To solve problems involving 3D shapes<br/> <a href="https://classroom.thenational.academy/lessons/coordinates-and-shapes-to-solve-problems-involving-3d-shapes-71hkqd">https://classroom.thenational.academy/lessons/coordinates-and-shapes-to-solve-problems-involving-3d-shapes-71hkqd</a></p> <p>Lesson 4 – To illustrate and name parts of a circle<br/> <a href="https://classroom.thenational.academy/lessons/coordinates-and-shapes-to-illustrate-and-name-parts-of-a-circle-69hkec">https://classroom.thenational.academy/lessons/coordinates-and-shapes-to-illustrate-and-name-parts-of-a-circle-69hkec</a></p> <p>Lesson 5 – To solve practical problems involving circles<br/> <a href="https://classroom.thenational.academy/lessons/coordinates-and-shapes-to-solve-practical-problems-involving-circles-68u36d">https://classroom.thenational.academy/lessons/coordinates-and-shapes-to-solve-practical-problems-involving-circles-68u36d</a></p>   |
| <p>Afternoon Research and Independent Project Time</p>   | <p>There are two options for your independent project this week.</p> <p><b>OPTION 1</b> – On a piece of plain paper, write down all the key facts and knowledge you have learnt throughout our theme 'The Power of Water'. You can choose how to present what you have learnt (e.g. mind map, poster etc.). Make sure you draw and label pictures and include all what you have learnt as well as what you have enjoyed.</p> <p><b>OPTION 2</b> – Complete a storyboard for 'The Christmas Story'. Make sure you include all the main parts of the story. Draw pictures and write a sentence underneath each picture about what is happening.</p> <p>Don't forget, there are also lots of Christmas activities you can do too!</p>     |