







Year 5 Home Learning

Week Commencing: Monday 17th January 2022

Morning Work	Please see Morning Work attached separately – this is what the children are doing in school this week.
<p style="text-align: center;">Reading</p> 	<p>For your reading, we would like you to engage with the text, 'Demon Dentist' by David Walliams. Follow the lessons and complete the tasks. As you follow the video, you will find some tasks are for you to answer as you go – you don't have to write all of these down.</p> <p style="text-align: center;">Lesson 1 – To engage with the text https://classroom.thenational.academy/lessons/to-engage-with-the-text-6mu32d</p> <p style="text-align: center;">Lesson 2 – To answer questions on the text (part 1) https://classroom.thenational.academy/lessons/to-answer-questions-on-the-text-part-1-ccrp2d</p> <p style="text-align: center;">Lesson 3 – To analyse characters https://classroom.thenational.academy/lessons/to-analyse-characters-cmu3gd</p> <p style="text-align: center;">Lesson 4 – To answer questions on the text (part 2) https://classroom.thenational.academy/lessons/to-answer-questions-on-the-text-part-2-75j3ie</p> <p style="text-align: center;">Lesson 5 – To analyse the author's use of language https://classroom.thenational.academy/lessons/to-analyse-the-authors-use-of-language-6mupar</p>
<p style="text-align: center;">Spelling</p> 	<p>For your spelling this week, we would like you to focus on Greek etymology words and c making soft and hard sounds. Click on the links below and follow the lessons.</p> <p style="text-align: center;">Lesson 1 – To investigate Greek etymology words with ch, ph and sc spelling https://classroom.thenational.academy/lessons/to-investigate-greek-etymology-words-with-ch-ph-and-sc-spellings-c8w32r</p> <p style="text-align: center;">Lesson 2 – To practise and apply knowledge of Greek etymology with ch, ph, sc spelling https://classroom.thenational.academy/lessons/to-practise-and-apply-knowledge-of-greek-etymology-ch-ph-and-sc-spellings-including-test-cdk64c</p> <p style="text-align: center;">Lesson 3 – To investigate c making soft and hard sounds https://classroom.thenational.academy/lessons/to-investigate-c-making-soft-and-hard-sounds-74wk0c</p> <p style="text-align: center;">Lesson 4 – To practise and apply knowledge of c making soft and hard sounds https://classroom.thenational.academy/lessons/to-practise-and-apply-knowledge-of-c-making-soft-and-hard-sounds-including-test-75h64e</p>
<p style="text-align: center;">English</p> 	<p>For your English lessons this week, we would like you to focus on diary writing. Click on the link for each day and follow the lesson.</p> <p style="text-align: center;">Lesson 1 – To generate vocabulary for a diary entry https://classroom.thenational.academy/lessons/to-generate-vocabulary-for-a-diary-entry-64rked</p> <p style="text-align: center;">Lesson 2 – To understand the features of a diary https://classroom.thenational.academy/lessons/to-understand-the-features-of-a-diary-cmvmkd</p> <p style="text-align: center;">Lesson 3 – To write a diary entry https://classroom.thenational.academy/lessons/to-write-a-diary-entry-6xjkec</p> <p style="text-align: center;">Lesson 4 – To write an alternative ending to a story https://classroom.thenational.academy/lessons/to-write-an-alternative-ending-to-a-story-c4rkad</p> <p style="text-align: center;">Lesson 5 – To develop reading for pleasure through discussion of favourite characters https://classroom.thenational.academy/lessons/to-develop-reading-for-pleasure-through-discussion-of-favourite-characters-70tket</p>
<p style="text-align: center;">Maths</p> 	<p>In class this week, we are continuing to focus on multiplication and division. For each lesson, watch the video and complete the worksheet/quiz. Click on the link and follow the lesson.</p> <p style="text-align: center;">Lesson 1 – Short multiplication https://classroom.thenational.academy/lessons/short-multiplication-c8v64c</p> <p style="text-align: center;">Lesson 2 – Long multiplication https://classroom.thenational.academy/lessons/long-multiplication-68u38t</p> <p style="text-align: center;">Lesson 3 – Using factors to multiply https://classroom.thenational.academy/lessons/using-factors-to-multiply-6wtp4r</p> <p style="text-align: center;">Lesson 4 – Using multiples to divide https://classroom.thenational.academy/lessons/using-multiples-to-divide-6cw3gd</p> <p style="text-align: center;">Lesson 5 – Short division https://classroom.thenational.academy/lessons/short-division-6gt64d</p>
<p style="text-align: center;">Afternoon Research and Independent Project Time</p>	<p>Our current theme in Year 5 is 'Our Volatile Planet'. For your independent project this week, we would like you to produce a factual poster/information page all about volcanoes. Think about the following things when researching...</p> <ul style="list-style-type: none"> • Types of volcanoes. • The Ring of Fire. • What happens when a volcano erupts? • The structure of a Volcano. <p style="text-align: center;">Make sure you present your work beautifully and to include pictures/images.</p> <div style="display: flex; justify-content: space-around; align-items: center;"> <div style="text-align: center;">  </div> <div style="text-align: center;">  </div> </div>

