







# Year 5 Home Learning

Week Commencing: Monday 7<sup>th</sup> March 2022

<p><b>Morning Work</b></p>	<p style="text-align: center;">Please see Morning Work attached separately – this is what the children are doing in school this week.</p>
<p><b>Reading</b></p> 	<p>For your reading, we would like you to engage with the text, 'The British' by Benjamin Zephaniah. Follow the lessons and complete the tasks. As you follow the video, you will find some tasks are for you to answer as you go – you don't have to write all of these down.</p> <p style="text-align: center;">Lesson 1 – To learn about a poet and the historical context of a poem  <a href="https://classroom.thenational.academy/lessons/to-learn-about-a-poet-and-the-historical-context-of-a-poem-74u3ec">https://classroom.thenational.academy/lessons/to-learn-about-a-poet-and-the-historical-context-of-a-poem-74u3ec</a></p> <p style="text-align: center;">Lesson 2 – To read and analyse a poem  <a href="https://classroom.thenational.academy/lessons/to-read-and-analyse-a-poem-68u30c">https://classroom.thenational.academy/lessons/to-read-and-analyse-a-poem-68u30c</a></p> <p style="text-align: center;">Lesson 3 – To explore the writer's purpose  <a href="https://classroom.thenational.academy/lessons/to-explore-the-writers-purpose-6nk3ed">https://classroom.thenational.academy/lessons/to-explore-the-writers-purpose-6nk3ed</a></p> <p style="text-align: center;">Lesson 4 – To answer questions on a poem and to plan my own poem  <a href="https://classroom.thenational.academy/lessons/to-answer-questions-on-a-poem-and-to-plan-my-own-poem-6gvkgc">https://classroom.thenational.academy/lessons/to-answer-questions-on-a-poem-and-to-plan-my-own-poem-6gvkgc</a></p> <p style="text-align: center;">Lesson 5 – To write me own recipe poem  <a href="https://classroom.thenational.academy/lessons/to-write-my-own-recipe-poem-6dggk6c">https://classroom.thenational.academy/lessons/to-write-my-own-recipe-poem-6dggk6c</a></p>
<p><b>Spelling</b></p> 	<p>For your spelling this week, we would like you to focus on homophones and plurals. Click on the links below and follow the lessons.</p> <p style="text-align: center;">Lesson 1 – To investigate homophones  <a href="https://classroom.thenational.academy/lessons/to-investigate-homophones-69jk0r">https://classroom.thenational.academy/lessons/to-investigate-homophones-69jk0r</a></p> <p style="text-align: center;">Lesson 2 – To practise and apply knowledge of homophones  <a href="https://classroom.thenational.academy/lessons/to-practise-and-apply-knowledge-of-homophones-including-test-6xk36d">https://classroom.thenational.academy/lessons/to-practise-and-apply-knowledge-of-homophones-including-test-6xk36d</a></p> <p style="text-align: center;">Lesson 3 – To investigate suffixes: plurals  <a href="https://classroom.thenational.academy/lessons/to-investigate-suffixes-plurals-64r36d">https://classroom.thenational.academy/lessons/to-investigate-suffixes-plurals-64r36d</a></p> <p style="text-align: center;">Lesson 4 – To practise and apply knowledge of suffixes: plurals  <a href="https://classroom.thenational.academy/lessons/to-practise-and-apply-knowledge-of-suffixes-plurals-including-test-cgwket">https://classroom.thenational.academy/lessons/to-practise-and-apply-knowledge-of-suffixes-plurals-including-test-cgwket</a></p>
<p><b>English</b></p> 	<p>For your English lessons this week, we would like you to focus on biographical writing. Click on the link for each day and follow the lesson.</p> <p style="text-align: center;">Lesson 1 – To identify features of a biography  <a href="https://classroom.thenational.academy/lessons/to-identify-features-of-a-biography-c4w3jt">https://classroom.thenational.academy/lessons/to-identify-features-of-a-biography-c4w3jt</a></p> <p style="text-align: center;">Lesson 2 – To gather information on an inspirational figure  <a href="https://classroom.thenational.academy/lessons/to-gather-information-on-an-inspirational-figure-74u68d">https://classroom.thenational.academy/lessons/to-gather-information-on-an-inspirational-figure-74u68d</a></p> <p style="text-align: center;">Lesson 3 – To develop a rich understanding of words associated with being hard working  <a href="https://classroom.thenational.academy/lessons/to-develop-a-rich-understanding-of-words-associated-with-with-being-hard-working-65gkcc">https://classroom.thenational.academy/lessons/to-develop-a-rich-understanding-of-words-associated-with-with-being-hard-working-65gkcc</a></p> <p style="text-align: center;">Lesson 4 – To plan a biography  <a href="https://classroom.thenational.academy/lessons/to-plan-a-biography-c8wp6d">https://classroom.thenational.academy/lessons/to-plan-a-biography-c8wp6d</a></p> <p style="text-align: center;">Lesson 5 – To write a biography (part 1)  <a href="https://classroom.thenational.academy/lessons/to-write-a-biography-part-1-cmwkgr">https://classroom.thenational.academy/lessons/to-write-a-biography-part-1-cmwkgr</a></p>
<p><b>Maths</b></p> 	<p>This week, we would like you to focus on transformations. For each lesson, watch the video and complete the worksheet/quiz. Click on the link and follow the lesson.</p> <p style="text-align: center;">Lesson 1 – Identifying, describing and representing the position of a shape following a translation  <a href="https://classroom.thenational.academy/lessons/identifying-describing-and-representing-the-position-of-a-shape-following-a-translation-6wtkjc">https://classroom.thenational.academy/lessons/identifying-describing-and-representing-the-position-of-a-shape-following-a-translation-6wtkjc</a></p> <p style="text-align: center;">Lesson 2 – Describing positions on a 2D grid as coordinates  <a href="https://classroom.thenational.academy/lessons/describing-positions-on-a-2d-grid-as-coordinates-6mv32r">https://classroom.thenational.academy/lessons/describing-positions-on-a-2d-grid-as-coordinates-6mv32r</a></p> <p style="text-align: center;">Lesson 3 – Describing the position of a point and translating it across 2 quadrants using coordinates  <a href="https://classroom.thenational.academy/lessons/describing-the-position-of-a-point-and-translating-it-across-2-quadrants-using-coordinates-68uk8e">https://classroom.thenational.academy/lessons/describing-the-position-of-a-point-and-translating-it-across-2-quadrants-using-coordinates-68uk8e</a></p> <p style="text-align: center;">Lesson 4 – Describing the position of a point and shape across 4 quadrants using coordinates  <a href="https://classroom.thenational.academy/lessons/describing-the-position-of-a-point-and-shape-across-4-quadrants-using-coordinates-6rw3gr">https://classroom.thenational.academy/lessons/describing-the-position-of-a-point-and-shape-across-4-quadrants-using-coordinates-6rw3gr</a></p> <p style="text-align: center;">Lesson 5 – Using coordinates to describe position following a translation  <a href="https://classroom.thenational.academy/lessons/using-coordinates-to-describe-position-following-a-translation-cnh66r">https://classroom.thenational.academy/lessons/using-coordinates-to-describe-position-following-a-translation-cnh66r</a></p>
<p><b>Afternoon Research and Independent Project Time</b></p>	<p>Our <b>current</b> theme in Year 5 is 'Living with the Power of Mother Nature'. For your independent project this week, we would like you to find out as much information as you can about Yellowstone National Park. Create an information poster presenting all that you have found. Try to include research and include the following information.</p> <ul style="list-style-type: none"> <li>• Climate</li> <li>• Habitats</li> <li>• Wildlife/Animal Species</li> <li>• Plant life</li> <li>• Elevation and relief</li> <li>• Rock/soil types</li> <li>• Land use</li> <li>• Any other interesting facts</li> </ul> <div style="display: flex; justify-content: space-around; align-items: center; margin-top: 20px;">   </div>