








# Year 6 Home Learning

Week Commencing: Monday 28<sup>th</sup> February 2022

Morning Work	Please see Morning Work attached separately – this is what the children are doing in school this week.
<p style="text-align: center;">Reading</p> 	<p>For your reading, we would like you to engage with the text, 'London is the Place for Me' by Lord Kitchener. Follow the lessons and complete the tasks. As you follow the video, you will find some tasks are for you to answer as you go – you don't have to write all of these down.</p> <p style="text-align: center;">Lesson 1 – To form an initial impression of a song  <a href="https://classroom.thenational.academy/lessons/to-form-an-initial-impresion-of-a-song-6tgp6t">https://classroom.thenational.academy/lessons/to-form-an-initial-impresion-of-a-song-6tgp6t</a></p> <p style="text-align: center;">Lesson 2 – To consider the author's purpose and intended audience  <a href="https://classroom.thenational.academy/lessons/to-consider-the-authors-purpose-and-intended-audience-cgr64d">https://classroom.thenational.academy/lessons/to-consider-the-authors-purpose-and-intended-audience-cgr64d</a></p> <p style="text-align: center;">Lesson 3 – To explore the author's use of language and word meaning  <a href="https://classroom.thenational.academy/lessons/to-explore-the-authors-use-of-language-and-word-meaning-6crp2c">https://classroom.thenational.academy/lessons/to-explore-the-authors-use-of-language-and-word-meaning-6crp2c</a></p> <p style="text-align: center;">Lesson 4 – To consider Lord Kitchener's perspective  <a href="https://classroom.thenational.academy/lessons/to-consider-lord-kitcheners-perspective-6nj6c">https://classroom.thenational.academy/lessons/to-consider-lord-kitcheners-perspective-6nj6c</a></p> <p style="text-align: center;">Lesson 5 – To make comparisons between two songs  <a href="https://classroom.thenational.academy/lessons/to-make-comparisons-between-two-songs-cgr36t">https://classroom.thenational.academy/lessons/to-make-comparisons-between-two-songs-cgr36t</a></p>
<p style="text-align: center;">Spelling</p> 	<p>For your spelling this week, we would like you to focus on suffixes and curriculum words. Click on the links below and follow the lessons.</p> <p style="text-align: center;">Lesson 1 – To investigate suffixes er and est comparative and superlative  <a href="https://classroom.thenational.academy/lessons/to-investigate-suffixes-er-and-est-comparative-and-superlative-cmt62r">https://classroom.thenational.academy/lessons/to-investigate-suffixes-er-and-est-comparative-and-superlative-cmt62r</a></p> <p style="text-align: center;">Lesson 2 – To practise and apply knowledge of suffixes er and est comparative and superlative  <a href="https://classroom.thenational.academy/lessons/to-practise-and-apply-knowledge-of-suffixes-er-and-est-comparative-and-superlative-including-test-6tjp4c">https://classroom.thenational.academy/lessons/to-practise-and-apply-knowledge-of-suffixes-er-and-est-comparative-and-superlative-including-test-6tjp4c</a></p> <p style="text-align: center;">Lesson 3 – To practise curriculum words  <a href="https://classroom.thenational.academy/lessons/to-practise-curriculum-words-6tj32d">https://classroom.thenational.academy/lessons/to-practise-curriculum-words-6tj32d</a></p> <p style="text-align: center;">Lesson 4 – To practise and apply knowledge of curriculum words  <a href="https://classroom.thenational.academy/lessons/to-practise-and-apply-knowledge-of-curriculum-words-including-test-65k6ar">https://classroom.thenational.academy/lessons/to-practise-and-apply-knowledge-of-curriculum-words-including-test-65k6ar</a></p>
<p style="text-align: center;">English</p> 	<p>This week in English, we would like you to focus on diary writing. Click on the link for each day and follow the lesson.</p> <p style="text-align: center;">Lesson 1 – To build knowledge of the historical context of the unit  <a href="https://classroom.thenational.academy/lessons/to-build-knowledge-of-the-historical-context-of-the-unit-6nk32d">https://classroom.thenational.academy/lessons/to-build-knowledge-of-the-historical-context-of-the-unit-6nk32d</a></p> <p style="text-align: center;">Lesson 2 – To identify features of a diary entry  <a href="https://classroom.thenational.academy/lessons/to-identify-the-features-of-a-diary-entry-cngp6d">https://classroom.thenational.academy/lessons/to-identify-the-features-of-a-diary-entry-cngp6d</a></p> <p style="text-align: center;">Lesson 3 – To generate vocabulary: Emotions  <a href="https://classroom.thenational.academy/lessons/to-generate-vocabulary-emotions-6ww6cd">https://classroom.thenational.academy/lessons/to-generate-vocabulary-emotions-6ww6cd</a></p> <p style="text-align: center;">Lesson 4 – To generate a rich understanding of words associated with feeling stressed or scared  <a href="https://classroom.thenational.academy/lessons/to-develop-a-rich-understanding-of-words-associated-with-feeling-stressed-or-scared-6gv3gd">https://classroom.thenational.academy/lessons/to-develop-a-rich-understanding-of-words-associated-with-feeling-stressed-or-scared-6gv3gd</a></p> <p style="text-align: center;">Lesson 5 – To explore fronted adverbials  <a href="https://classroom.thenational.academy/lessons/to-explore-fronted-adverbials-71h64t">https://classroom.thenational.academy/lessons/to-explore-fronted-adverbials-71h64t</a></p>
<p style="text-align: center;">Maths</p> 	<p>This week, we would like you to focus on proportion problems. For each lesson, watch the video and complete the worksheet/quiz. Click on the link and follow the lesson.</p> <p style="text-align: center;">Lesson 1 – Construct line graphs  <a href="https://classroom.thenational.academy/lessons/construct-line-graphs-6wup4d">https://classroom.thenational.academy/lessons/construct-line-graphs-6wup4d</a></p> <p style="text-align: center;">Lesson 2 – Interpret pie charts  <a href="https://classroom.thenational.academy/lessons/interpret-pie-charts-6hj3er">https://classroom.thenational.academy/lessons/interpret-pie-charts-6hj3er</a></p> <p style="text-align: center;">Lesson 3 – Use fractions to express proportions  <a href="https://classroom.thenational.academy/lessons/use-fractions-to-express-proportions-6rtk0d">https://classroom.thenational.academy/lessons/use-fractions-to-express-proportions-6rtk0d</a></p> <p style="text-align: center;">Lesson 4 – Use ratio to express relationships  <a href="https://classroom.thenational.academy/lessons/use-ratio-to-express-relationships-70tpad">https://classroom.thenational.academy/lessons/use-ratio-to-express-relationships-70tpad</a></p> <p style="text-align: center;">Lesson 5 – Solve problems involving scale factor in shapes  <a href="https://classroom.thenational.academy/lessons/solve-problems-involving-scale-factor-in-shapes-c4u3ar">https://classroom.thenational.academy/lessons/solve-problems-involving-scale-factor-in-shapes-c4u3ar</a></p>
<p style="text-align: center;">Afternoon Research and Independent Project Time</p>	<p>Our <b>current</b> theme in Year 6 is 'Raiders of the lost Maya'. For your independent project this week, we would like you to create an information page all about Maya Masks. Make sure you research carefully and present your work beautifully.</p> <p style="text-align: center;">Think about the following things when researching...</p> <ul style="list-style-type: none"> <li>• Why did people wear them?</li> <li>• What materials were used to make Maya masks?</li> <li>• What colours were used and why?</li> <li>• How were they made?</li> <li>• Include images/pictures.</li> </ul> <div style="display: flex; justify-content: space-around; align-items: center;">    </div> <p style="text-align: center;">You could try creating your own Maya mask using collage.</p>