



Year 5 Knowledge Organiser Spring Term

Drawing – Proportion

What I should already know (Year 3, 4 & 5).

- Improve pencil control and fine motor skills.
- Explore mark making using a range of media.
- Use lines to show emotion.
- Sketch and draw using mark making techniques.
- Create 3D effects when drawing.
- Observe and sketch the outline of curved shapes.
- Combine mark-making and light and shadow to observe and draw.
- Use found tools for drawing and mark making.
- Create a sketchy, freestyle portrait.
- Create a portrait with bold, outlined features.
- Use correct proportions to draw a face.
- Draw a realistic eye.
- Apply the skills we have learnt to draw a realistic, detailed eye.
- Draw from observation to create a self-portrait.
- Explore a range of media to draw from observation
- Explore using pattern and line to create texture.
- Combine pattern, line and colour to create a textured image.
- Observe and copy form and lines when drawing.
- Explore negative mark making.
- Create a range of marks and textures used for sketching and drawing.
- Sketch using mark making techniques and shading.
- Observe and draw a Natural Form from different perspectives using a range of media.
- Sketch and draw Natural Forms from real life observation.

Proportion

What will I know by the end of the unit?

- Draw figures in proportion.
- Draw a figure in an Egyptian style using proportional lines.
- Draw a bird step-by-step in proportion.
- Draw a bird in proportion and use mark making to add detail.
- Use the grid method to draw in proportion.

Vocabulary

Proportion

Scale

Height

Width

Depth

Shapes

Mannequin

Shading


Profile

Torso

Mark Making

Detail

Texture



Sketchbook Focus & Key Knowledge



When drawing show an awareness of composition, scale and proportion in artwork.

Use different techniques for different purposes i.e. shading and hatching.

The more in proportion a subject is, the more believable the likeness appears to be.

Proportion is how the parts of a whole object compare in size. They are the relationships between the height, width and depth of a subject.

Outcome



Children draw a bird in proportion and apply mark-making skills to add detail. They also draw using the grid method.