







Year 6 Home Learning

Week Commencing: Monday 7th February 2022

Morning Work	Please see Morning Work attached separately – this is what the children are doing in school this week.
<p style="text-align: center;">Reading</p> 	<p>For your reading, we would like you to engage with the text, 'The Blitz Survivor Stories'. Follow the lessons and complete the tasks. As you follow the video, you will find some tasks are for you to answer as you go – you don't have to write all of these down.</p> <p style="text-align: center;">Lesson 1 – To activate prior knowledge and consider the historical context. https://classroom.thenational.academy/lessons/to-activate-prior-knowledge-and-consider-the-historical-context-6cw38c</p> <p style="text-align: center;">Lesson 2 – To read a recount and answer retrieval and inference based questions https://classroom.thenational.academy/lessons/to-read-a-recount-and-answer-retrieval-and-inference-based-questions-6rvpct</p> <p style="text-align: center;">Lesson 3 – To understand the key information in a text and consider the author's perspective. https://classroom.thenational.academy/lessons/to-understand-the-key-information-in-a-text-and-consider-the-authors-perspective-6wupcd</p> <p style="text-align: center;">Lesson 4 – To read a new text and consider the author's use of language https://classroom.thenational.academy/lessons/to-read-a-new-text-and-consider-the-authors-use-of-language-c8rkit</p> <p style="text-align: center;">Lesson 5 – To consider how reading can provide people with a way of learning new things https://classroom.thenational.academy/lessons/to-consider-how-reading-can-provide-people-with-a-way-of-learning-new-things-c4t64c</p>
<p style="text-align: center;">Spelling</p> 	<p>For your spelling this week, we would like you to focus on the ee sound (ie or ei) and silent letters. Click on the links below and follow the lessons.</p> <p style="text-align: center;">Lesson 1 – To investigate the ee sound – spelt ie or ei https://classroom.thenational.academy/lessons/to-investigate-ee-sound-spelt-ie-or-ei-6xjk8t</p> <p style="text-align: center;">Lesson 2 – To practise and apply knowledge of the ee sound – spelt ie or ei https://classroom.thenational.academy/lessons/to-practise-and-apply-knowledge-of-ee-sound-spelt-ie-or-ei-including-test-74rk2t</p> <p style="text-align: center;">Lesson 3 – To investigate suffixes (past and present) https://classroom.thenational.academy/lessons/to-investigate-suffixes-past-and-present-60rkcc</p> <p style="text-align: center;">Lesson 4 – To practise and apply knowledge of suffixes (past and present) https://classroom.thenational.academy/lessons/to-practise-and-apply-knowledge-of-suffixes-past-and-present-including-test-c4w34e</p>
<p style="text-align: center;">English</p> 	<p>This week in English, we would like you to use 'Sherlock Holmes' as inspiration for your lessons. Click on the link for each day and follow the lesson.</p> <p style="text-align: center;">Lesson 1 – To build knowledge of the historical context of the narrative https://classroom.thenational.academy/lessons/to-build-knowledge-of-the-historical-context-of-the-narrative-crt68r</p> <p style="text-align: center;">Lesson 2 – To explore simple and compound sentences https://classroom.thenational.academy/lessons/to-explore-simple-and-compound-sentences-74tp8t</p> <p style="text-align: center;">Lesson 3 – To generate descriptive vocabulary https://classroom.thenational.academy/lessons/to-generate-descriptive-vocabulary-cmv62c</p> <p style="text-align: center;">Lesson 4 – To develop a rich understanding of words associated with cities https://classroom.thenational.academy/lessons/to-develop-a-rich-understanding-of-words-associated-with-cities-71k36c</p> <p style="text-align: center;">Lesson 5 – To develop our knowledge of compound and complex sentences https://classroom.thenational.academy/lessons/to-develop-our-knowledge-of-compound-and-complex-sentences-cgu62d</p>
<p style="text-align: center;">Maths</p> 	<p>In class this week, we are learning about extending calculation strategies. For each lesson, watch the video and complete the worksheet/quiz. Click on the link and follow the lesson.</p> <p style="text-align: center;">Lesson 1 – Adjusting addends https://classroom.thenational.academy/lessons/adjusting-addends-c5gpct</p> <p style="text-align: center;">Lesson 2 – Same sum with larger numbers https://classroom.thenational.academy/lessons/same-sum-with-larger-numbers-ccw68d</p> <p style="text-align: center;">Lesson 3 – Same sum with decimals https://classroom.thenational.academy/lessons/same-sum-with-decimals-6xh3jd</p> <p style="text-align: center;">Lesson 4 – Balancing equations using the same sum strategy https://classroom.thenational.academy/lessons/balancing-equations-using-the-same-sum-strategy-65hkct</p> <p style="text-align: center;">Lesson 5 – Balancing equations using compensation https://classroom.thenational.academy/lessons/balancing-equations-using-compensation-c4uk8e</p>
<p style="text-align: center;">Afternoon Research and Independent Project Time</p>	<p>Our current theme in Year 6 is 'Raiders of the lost Maya'. For your independent project this week, we would like you to research a Mayan God. Produce a factual poster presenting all that you have found. Research carefully and make sure your work is presented beautifully.</p> <p>You can choose to research one God or a several different ones. Remember to include a range of facts and images/pictures.</p> <div style="display: flex; justify-content: space-around; align-items: center;"> <div style="text-align: center;">  </div> <div style="text-align: center;">  </div> </div>