






| | |
|---|---|
| Morning Work | <p>Please see Morning Work attached separately – this is what the children are doing in school this week.</p> |
| Reading  | <p>For your reading, we would like you to engage with the text, 'The British' by Benjamin Zephaniah. Follow the lessons and complete the tasks. As you follow the video, you will find some tasks are for you to answer as you go – you don't have to write all of these down.</p> <p style="text-align: center;">Lesson 1 – To learn about a poet and the historical context of a poem https://classroom.thenational.academy/lessons/to-learn-about-a-poet-and-the-historical-context-of-a-poem-74u3ec</p> <p style="text-align: center;">Lesson 2 – To read and analyse a poem https://classroom.thenational.academy/lessons/to-read-and-analyse-a-poem-68u30c</p> <p style="text-align: center;">Lesson 3 – To explore the writer's purpose https://classroom.thenational.academy/lessons/to-explore-the-writers-purpose-6nk3ed</p> <p style="text-align: center;">Lesson 4 – To answer questions on a poem and to plan my own poem https://classroom.thenational.academy/lessons/to-answer-questions-on-a-poem-and-to-plan-my-own-poem-6gvkgc</p> <p style="text-align: center;">Lesson 5 – To write me own recipe poem https://classroom.thenational.academy/lessons/to-write-my-own-recipe-poem-6dggk6c</p> |
| Spelling  | <p>For your spelling this week, we would like you to focus on homophones and plurals. Click on the links below and follow the lessons.</p> <p style="text-align: center;">Lesson 1 – To investigate homophones https://classroom.thenational.academy/lessons/to-investigate-homophones-69jk0r</p> <p style="text-align: center;">Lesson 2 – To practise and apply knowledge of homophones https://classroom.thenational.academy/lessons/to-practise-and-apply-knowledge-of-homophones-including-test-6xk36d</p> <p style="text-align: center;">Lesson 3 – To investigate suffixes: plurals https://classroom.thenational.academy/lessons/to-investigate-suffixes-plurals-64r36d</p> <p style="text-align: center;">Lesson 4 – To practise and apply knowledge of suffixes: plurals https://classroom.thenational.academy/lessons/to-practise-and-apply-knowledge-of-suffixes-plurals-including-test-cgwket</p> |
| English  | <p>English this week is based on our current theme 'Meet the Greeks'. Our lessons in school this week are all about Ancient Greece and we would like you to find our as much as you can in order to support your learning when you return to school. Follow the links for each day and complete the activities.</p> <p style="text-align: center;">Lesson 1 – Who were the Ancient Greek philosophers? https://classroom.thenational.academy/lessons/who-were-the-ancient-greek-philosophers-cthkac</p> <p style="text-align: center;">Lesson 2 – Who won the Peloponnesian wars? https://classroom.thenational.academy/lessons/who-won-the-peloponnesian-wars-70t3ar</p> <p style="text-align: center;">Lesson 3 – Why was Alexander so great? https://classroom.thenational.academy/lessons/why-was-alexander-so-great-6mtp4r</p> <p style="text-align: center;">Lesson 4 – What were the great achievements of the Ancient Greeks? https://classroom.thenational.academy/lessons/what-were-the-great-achievements-of-the-ancient-greeks-70up8d</p> <p style="text-align: center;">Lesson 5 – Extended Writing - What were the achievements of the Ancient Greeks? https://classroom.thenational.academy/lessons/extended-writing-what-were-the-achievements-of-the-ancient-greeks-69hp4d</p> |
| Maths  | <p>In class this week, we are focussing on shape. For each lesson, watch the video and complete the worksheet/quiz. Click on the link and follow the lesson.</p> <p style="text-align: center;">Lesson 1 – Identify, describe and classify shapes based on the properties (part 1) https://classroom.thenational.academy/lessons/2d-and-3d-shape-to-identify-describe-and-classify-shapes-based-on-the-properties-part-1-6dhpac</p> <p style="text-align: center;">Lesson 2 – Identify, describe and classify shapes based on the properties (part 2) https://classroom.thenational.academy/lessons/2d-and-3d-shape-to-identify-describe-and-classify-shapes-based-on-the-properties-part-2-6mrkgt</p> <p style="text-align: center;">Lesson 3 – To identify regular and irregular polygons by reasoning about equal sides and angles https://classroom.thenational.academy/lessons/2d-and-3d-shape-to-identify-regular-and-irregular-polygons-by-reasoning-about-equal-sides-and-angles-69jp4c</p> <p style="text-align: center;">Lesson 4 – To classify triangles https://classroom.thenational.academy/lessons/2d-and-3d-shapes-to-classify-triangles-6rupad</p> <p style="text-align: center;">Lesson 5 – To identify the properties of quadrilaterals https://classroom.thenational.academy/lessons/2d-and-3d-shapes-to-identify-the-properties-of-quadrilaterals-74u64t</p> |
| Afternoon Research and Independent Project Time | <p>Our new theme in Year 5 is 'Meet the Greeks'. For your independent project this week, we would like you to produce a factual poster all about Ancient Greek Myths. Remember to research carefully and to include the following things...</p> <ul style="list-style-type: none"> • What is a Greek myth? • Which Greek myths do you know? • What are Greek mythical creatures? • Include names, descriptions and pictures/images of the mythical creatures you research. <div style="text-align: right;">  </div> |