







# Year 4 Home Learning

Week Commencing: Monday 6<sup>th</sup> December 2021

<p>Morning Work</p>	<p>Please see Morning Work attached separately – this is what the children are doing in school this week.</p>
<p>Reading</p> 	<p>For your reading, we would like you to engage with the text, 'I Was a Rat!' by Philip Pullman. Follow the lessons and complete the tasks. As you follow the video, you will find some tasks are for you to answer as you go – you don't have to write all of these down.</p> <p style="text-align: center;">Lesson 1 – To engage with a text  <a href="https://classroom.thenational.academy/lessons/to-engage-with-the-text-6mw38c">https://classroom.thenational.academy/lessons/to-engage-with-the-text-6mw38c</a></p> <p style="text-align: center;">Lesson 2 – To answer questions on the text (part 1)  <a href="https://classroom.thenational.academy/lessons/to-answer-questions-on-the-text-part-1-cru68t">https://classroom.thenational.academy/lessons/to-answer-questions-on-the-text-part-1-cru68t</a></p> <p style="text-align: center;">Lesson 3 – To analyse characters  <a href="https://classroom.thenational.academy/lessons/to-analyse-characters-c8w3jt">https://classroom.thenational.academy/lessons/to-analyse-characters-c8w3jt</a></p> <p style="text-align: center;">Lesson 4 – To answer questions on the text (part 2)  <a href="https://classroom.thenational.academy/lessons/to-answer-questions-on-the-text-part-2-crv66c">https://classroom.thenational.academy/lessons/to-answer-questions-on-the-text-part-2-crv66c</a></p> <p style="text-align: center;">Lesson 5 – To analyse the author's use of language  <a href="https://classroom.thenational.academy/lessons/to-analyse-the-authors-use-of-language-cnj3cr">https://classroom.thenational.academy/lessons/to-analyse-the-authors-use-of-language-cnj3cr</a></p>
<p>Spelling</p> 	<p>For your spelling this week, we would like you to focus on silent letters and compound words. Click on the links below and follow the lessons.</p> <p style="text-align: center;">Lesson 1 – To investigate silent letters  <a href="https://classroom.thenational.academy/lessons/to-investigate-silent-letters-c9gk4r">https://classroom.thenational.academy/lessons/to-investigate-silent-letters-c9gk4r</a></p> <p style="text-align: center;">Lesson 2 – To practise and apply knowledge of silent letters  <a href="https://classroom.thenational.academy/lessons/to-practise-and-apply-knowledge-of-silent-letters-including-test-6mvkjc">https://classroom.thenational.academy/lessons/to-practise-and-apply-knowledge-of-silent-letters-including-test-6mvkjc</a></p> <p style="text-align: center;">Lesson 3 – To explore compound words  <a href="https://classroom.thenational.academy/lessons/to-explore-compound-words-6wwpat">https://classroom.thenational.academy/lessons/to-explore-compound-words-6wwpat</a></p> <p style="text-align: center;">Lesson 4 – To practise and apply knowledge of compound words  <a href="https://classroom.thenational.academy/lessons/to-practise-and-apply-knowledge-of-compound-words-including-test-cdgg4d">https://classroom.thenational.academy/lessons/to-practise-and-apply-knowledge-of-compound-words-including-test-cdgg4d</a></p>
<p>English</p> 	<p>This week, we are continuing to look at poetry writing in school. Follow the links for each day and complete the activities.</p> <p style="text-align: center;">Lesson 1 – To perform a poem  <a href="https://classroom.thenational.academy/lessons/to-perform-a-poem-70tp4t">https://classroom.thenational.academy/lessons/to-perform-a-poem-70tp4t</a></p> <p style="text-align: center;">Lesson 2 – To analyse 'Carib Nightfall'  <a href="https://classroom.thenational.academy/lessons/to-analyse-carib-nightfall-6rrgae">https://classroom.thenational.academy/lessons/to-analyse-carib-nightfall-6rrgae</a></p> <p style="text-align: center;">Lesson 3 – To analyse 'Dancing in the Rain'  <a href="https://classroom.thenational.academy/lessons/to-analyse-dancing-in-the-rain-6gtked">https://classroom.thenational.academy/lessons/to-analyse-dancing-in-the-rain-6gtked</a></p> <p style="text-align: center;">Lesson 4 – To generate and develop vocabulary (part 1)  <a href="https://classroom.thenational.academy/lessons/to-generate-and-develop-vocabulary-part-1-65hp8r">https://classroom.thenational.academy/lessons/to-generate-and-develop-vocabulary-part-1-65hp8r</a></p> <p style="text-align: center;">Lesson 5 – To explore expanded noun phrases  <a href="https://classroom.thenational.academy/lessons/to-explore-expanded-noun-phrases-6hh36c">https://classroom.thenational.academy/lessons/to-explore-expanded-noun-phrases-6hh36c</a></p>
<p>Maths</p> 	<p>For your maths this week, we would like you to continue to focus on reasoning with 4 digit numbers. For each lesson, watch the video and complete the worksheet/quiz. Click on the link and follow the lesson.</p> <p style="text-align: center;">Lesson 1 – Rounding numbers to the nearest 10  <a href="https://classroom.thenational.academy/lessons/rounding-numbers-to-the-nearest-10-c4uk8c">https://classroom.thenational.academy/lessons/rounding-numbers-to-the-nearest-10-c4uk8c</a></p> <p style="text-align: center;">Lesson 2 – Rounding numbers to the nearest 100  <a href="https://classroom.thenational.academy/lessons/rounding-numbers-to-the-nearest-100-crv36c">https://classroom.thenational.academy/lessons/rounding-numbers-to-the-nearest-100-crv36c</a></p> <p style="text-align: center;">Lesson 3 – Rounding numbers to the nearest 1000  <a href="https://classroom.thenational.academy/lessons/rounding-numbers-to-the-nearest-1000-crr66d">https://classroom.thenational.academy/lessons/rounding-numbers-to-the-nearest-1000-crr66d</a></p> <p style="text-align: center;">Lesson 4 – Finding the odd one out  <a href="https://classroom.thenational.academy/lessons/finding-the-odd-one-out-75j36r">https://classroom.thenational.academy/lessons/finding-the-odd-one-out-75j36r</a></p> <p style="text-align: center;">Lesson 5 – Applying and consolidating reasoning with 4-digit numbers  <a href="https://classroom.thenational.academy/lessons/applying-and-consolidating-reasoning-with-4-digit-numbers-64t30d">https://classroom.thenational.academy/lessons/applying-and-consolidating-reasoning-with-4-digit-numbers-64t30d</a></p>
<p>Afternoon Research and Independent Project Time</p>	<p>Currently our theme in Year 4 is 'Viking vs Saxons'. We would like you to research and produce a fact file/poster about Viking Daily Life.</p> <p style="text-align: center;">Think about the following things when researching and presenting.</p> <ul style="list-style-type: none"> <li>• Viking Clothes</li> <li>• Viking Homes</li> <li>• Food and farming</li> <li>• Art and Craft</li> <li>• Make sure your fact file/poster is beautifully presented.</li> </ul> <div style="display: flex; justify-content: space-around; align-items: center;"> <div style="text-align: center;">  </div> <div style="text-align: center;">  </div> </div>