







# Year 3 Home Learning

Week Commencing: Monday 29<sup>th</sup> November 2022

Morning Work	Please see Morning Work attached separately – this is what the children are doing in school this week.
<b>Reading</b> 	<p>For your reading, we would like you to engage with the text, ‘Mulan’ by Michaela Morgan. Follow the lessons and complete the tasks. As you follow the video, you will find some tasks are for you to answer as you go – you don’t have to write all of these down.</p> <p style="text-align: center;">Lesson 1 – Engage with a text  <a href="https://classroom.thenational.academy/lessons/to-engage-with-a-text-cnh62c">https://classroom.thenational.academy/lessons/to-engage-with-a-text-cnh62c</a></p> <p style="text-align: center;">Lesson 2 – Answer questions on a text (Part 1)  <a href="https://classroom.thenational.academy/lessons/to-answer-questions-on-a-text-part-1-6thkac">https://classroom.thenational.academy/lessons/to-answer-questions-on-a-text-part-1-6thkac</a></p> <p style="text-align: center;">Lesson 3 – Answer questions on a text (Part 2)  <a href="https://classroom.thenational.academy/lessons/to-answer-questions-on-a-text-part-2-74u3jd">https://classroom.thenational.academy/lessons/to-answer-questions-on-a-text-part-2-74u3jd</a></p> <p style="text-align: center;">Lesson 4 – To explore a character  <a href="https://classroom.thenational.academy/lessons/to-explore-character-64tk4e">https://classroom.thenational.academy/lessons/to-explore-character-64tk4e</a></p> <p style="text-align: center;">Lesson 5 – To explore themes  <a href="https://classroom.thenational.academy/lessons/to-explore-themes-6wr68d">https://classroom.thenational.academy/lessons/to-explore-themes-6wr68d</a></p>
<b>Spelling</b> 	<p>For your spelling this week, we would like you to focus on plurals. Click on the links below and follow the lessons.</p> <p style="text-align: center;">Lesson 1 – Investigate suffixes – plurals.  <a href="https://classroom.thenational.academy/lessons/to-investigate-suffixes-plurals-6nj64c">https://classroom.thenational.academy/lessons/to-investigate-suffixes-plurals-6nj64c</a></p> <p style="text-align: center;">Lesson 2 – Practise and apply knowledge of suffixes – plurals.  <a href="https://classroom.thenational.academy/lessons/to-practise-and-apply-knowledge-of-suffixes-plural-including-a-test-6gt3ic">https://classroom.thenational.academy/lessons/to-practise-and-apply-knowledge-of-suffixes-plural-including-a-test-6gt3ic</a></p> <p style="text-align: center;">Lesson 3 – Investigate more suffixes – plurals.  <a href="https://classroom.thenational.academy/lessons/to-investigate-suffixes-more-plurals-6rtpcd">https://classroom.thenational.academy/lessons/to-investigate-suffixes-more-plurals-6rtpcd</a></p> <p style="text-align: center;">Lesson 4 – Practise and apply knowledge of suffixes - more plurals.  <a href="https://classroom.thenational.academy/lessons/to-practise-and-apply-knowledge-of-suffixes-more-plurals-including-test-cnh30c">https://classroom.thenational.academy/lessons/to-practise-and-apply-knowledge-of-suffixes-more-plurals-including-test-cnh30c</a></p>
<b>English</b> 	<p>This week, we are continuing to learn about writing a narrative in school. Follow the links for each day and complete the activities.</p> <p style="text-align: center;">Lesson 1 – To develop a rich understanding of words associated with night time  <a href="https://classroom.thenational.academy/lessons/to-develop-a-rich-understanding-of-words-associated-with-night-time-75h6ct">https://classroom.thenational.academy/lessons/to-develop-a-rich-understanding-of-words-associated-with-night-time-75h6ct</a></p> <p style="text-align: center;">Lesson 2 – To sequence and retell the build up  <a href="https://classroom.thenational.academy/lessons/to-sequence-and-retell-the-build-up-c5h3gt">https://classroom.thenational.academy/lessons/to-sequence-and-retell-the-build-up-c5h3gt</a></p> <p style="text-align: center;">Lesson 3 – To generate vocabulary for the build up  <a href="https://classroom.thenational.academy/lessons/to-generate-vocabulary-for-the-build-up-6mu6cd">https://classroom.thenational.academy/lessons/to-generate-vocabulary-for-the-build-up-6mu6cd</a></p> <p style="text-align: center;">Lesson 4 – To write the build-up (part 1)  <a href="https://classroom.thenational.academy/lessons/to-write-the-build-up-part-1-ccv62c">https://classroom.thenational.academy/lessons/to-write-the-build-up-part-1-ccv62c</a></p> <p style="text-align: center;">Lesson 5 – To write the build-up (part 2)  <a href="https://classroom.thenational.academy/lessons/to-write-the-build-up-part-2-c4tkcc">https://classroom.thenational.academy/lessons/to-write-the-build-up-part-2-c4tkcc</a></p>
<b>Maths</b> 	<p>In class this week, we are continuing to focus on multiplication and division. For each lesson, watch the video and complete the worksheet/quiz. Click on the link and follow the lesson.</p> <p style="text-align: center;">Lesson 1 – Exploring division strategies  <a href="https://classroom.thenational.academy/lessons/exploring-division-strategies-c8tk4c">https://classroom.thenational.academy/lessons/exploring-division-strategies-c8tk4c</a></p> <p style="text-align: center;">Lesson 2 – Deriving new facts from multiplication facts  <a href="https://classroom.thenational.academy/lessons/deriving-new-facts-from-multiplication-facts-64w68c">https://classroom.thenational.academy/lessons/deriving-new-facts-from-multiplication-facts-64w68c</a></p> <p style="text-align: center;">Lesson 3 – Using arrays to multiply a 2-digit number by a 1-digit number  <a href="https://classroom.thenational.academy/lessons/using-arrays-to-multiply-a-2-digit-number-by-a-1-digit-number-ckt4c">https://classroom.thenational.academy/lessons/using-arrays-to-multiply-a-2-digit-number-by-a-1-digit-number-ckt4c</a></p> <p style="text-align: center;">Lesson 4 – Using dienes to multiply a 2-digit number by a 1-digit number  <a href="https://classroom.thenational.academy/lessons/using-dienes-to-multiply-a-2-digit-number-by-a-1-digit-number-c5hk6c">https://classroom.thenational.academy/lessons/using-dienes-to-multiply-a-2-digit-number-by-a-1-digit-number-c5hk6c</a></p> <p style="text-align: center;">Lesson 5 – Exploring commutativity in multiplication  <a href="https://classroom.thenational.academy/lessons/exploring-commutativity-in-multiplication-68tp6r">https://classroom.thenational.academy/lessons/exploring-commutativity-in-multiplication-68tp6r</a></p>
<b>Afternoon Research and Independent Project Time</b>	<p>Currently our theme in Year 3 is ‘Environmental Detectives’. In school, you have been using your detective skills to discover all about the Amazon Rainforest. We would like you to create a ‘Save the Rainforest’ Poster. You will need to research carefully and produce a beautiful and eye-catching poster.</p> <p style="text-align: center;">Remember to include the following information.</p> <ul style="list-style-type: none"> <li>• A title for your poster.</li> <li>• Facts and statistics.</li> <li>• The effects of deforestation.</li> <li>• What can people do to help?</li> <li>• Drawings and images.</li> <li>• Make your poster colourful and neat.</li> </ul> <div style="display: flex; justify-content: space-around; align-items: center;">   </div>