







Year 5 Home Learning

Week Commencing: Monday 25th April 2022

Morning Work	<p style="text-align: center;">Please see Morning Work attached separately – this is what the children are doing in school this week.</p>
Reading 	<p>For your reading, we would like you to engage with the text, 'The British' by Benjamin Zephaniah. Follow the lessons and complete the tasks. As you follow the video, you will find some tasks are for you to answer as you go – you don't have to write all of these down.</p> <p style="text-align: center;">Lesson 1 – To learn about a poet and the historical context of a poem https://classroom.thenational.academy/lessons/to-learn-about-a-poet-and-the-historical-context-of-a-poem-74u3ec</p> <p style="text-align: center;">Lesson 2 – To read and analyse a poem https://classroom.thenational.academy/lessons/to-read-and-analyse-a-poem-68u30c</p> <p style="text-align: center;">Lesson 3 – To explore the writer's purpose https://classroom.thenational.academy/lessons/to-explore-the-writers-purpose-6nk3ed</p> <p style="text-align: center;">Lesson 4 – To answer questions on a poem and to plan my own poem https://classroom.thenational.academy/lessons/to-answer-questions-on-a-poem-and-to-plan-my-own-poem-6gvk9c</p> <p style="text-align: center;">Lesson 5 – To write me own recipe poem https://classroom.thenational.academy/lessons/to-write-my-own-recipe-poem-6d9k6c</p>
Spelling 	<p>For your spelling this week, we would like you to focus on homophones and plurals. Click on the links below and follow the lessons.</p> <p style="text-align: center;">Lesson 1 – To investigate homophones https://classroom.thenational.academy/lessons/to-investigate-homophones-69jk0r</p> <p style="text-align: center;">Lesson 2 – To practise and apply knowledge of homophones https://classroom.thenational.academy/lessons/to-practise-and-apply-knowledge-of-homophones-including-test-6xk36d</p> <p style="text-align: center;">Lesson 3 – To investigate suffixes: plurals https://classroom.thenational.academy/lessons/to-investigate-suffixes-plurals-64r36d</p> <p style="text-align: center;">Lesson 4 – To practise and apply knowledge of suffixes: plurals https://classroom.thenational.academy/lessons/to-practise-and-apply-knowledge-of-suffixes-plurals-including-test-c9wket</p>
English 	<p>For your English lessons this week, we would like you to focus on narrative writing. Click on the link for each day and follow the lesson.</p> <p style="text-align: center;">Lesson 1 – To develop a rich understanding of words associated with chaos and confusion https://classroom.thenational.academy/lessons/to-develop-a-rich-understanding-of-words-associated-with-chaos-and-confusion-cd9kce</p> <p style="text-align: center;">Lesson 2 – To generate verbs and adverbs to describe a setting https://classroom.thenational.academy/lessons/to-generate-verbs-and-adverbs-to-describe-a-setting-cctkj9</p> <p style="text-align: center;">Lesson 3 – To practise using non-finite clauses https://classroom.thenational.academy/lessons/to-practise-using-non-finite-clauses-64v6ad</p> <p style="text-align: center;">Lesson 4 – To write the opening https://classroom.thenational.academy/lessons/to-write-the-opening-cru30r</p> <p style="text-align: center;">Lesson 5 – To infer meaning from images https://classroom.thenational.academy/lessons/to-infer-meaning-from-images-c9gk2c</p>
Maths 	<p>In class this week, we are continuing to focus on multiplication and division. For each lesson, watch the video and complete the worksheet/quiz. Click on the link and follow the lesson.</p> <p style="text-align: center;">Lesson 1 – Factor and multiple chains https://classroom.thenational.academy/lessons/factor-and-multiple-chains-6gvp6c</p> <p style="text-align: center;">Lesson 2 – Multiplying and dividing by 10, 100, 1000. https://classroom.thenational.academy/lessons/multiplying-and-dividing-by-10-100-1000-64t68e</p> <p style="text-align: center;">Lesson 3 – Doubling and halving strategies https://classroom.thenational.academy/lessons/doubling-and-halving-strategies-65hpac</p> <p style="text-align: center;">Lesson 4 – Using derived facts to multiply mentally https://classroom.thenational.academy/lessons/using-derived-facts-to-multiply-mentally-69j3ct</p> <p style="text-align: center;">Lesson 5 – Calculating flexibility https://classroom.thenational.academy/lessons/calculating-flexibly-c8up2d</p>
Afternoon Research and Independent Project Time	<p>Our new theme in Year 5 is 'Meet the Greeks'. For your independent project this week, we would like you to produce a factual poster all about Ancient Greek Artefacts. Remember to research carefully and to include the following things...</p> <ul style="list-style-type: none"> • Buildings • Statues • Pottery • Coins • Jewellery • Masks • Include pictures/images <div style="display: flex; justify-content: space-around; align-items: center;"> <div style="text-align: center;">  </div> <div style="text-align: center;">  </div> </div>