







Year 5 Home Learning

Week Commencing: Monday 22nd November 2022

<p>Morning Work</p>	<p>Please see Morning Work attached separately – this is what the children are doing in school this week.</p>
<p>Reading</p> 	<p>For your reading, we would like you to engage with the text, 'Holes' by Louis Sachar. Follow the lessons and complete the tasks. As you follow the video, you will find some tasks are for you to answer as you go – you don't have to write all of these down.</p> <p style="text-align: center;">Lesson 1 – To engage with a text https://classroom.thenational.academy/lessons/to-engage-with-the-text-6th62r</p> <p style="text-align: center;">Lesson 2 – To analyse a setting https://classroom.thenational.academy/lessons/to-analyse-setting-c9j3ec</p> <p style="text-align: center;">Lesson 3 – To analyse a character (part 1) https://classroom.thenational.academy/lessons/to-analyse-character-part-1-69k30t</p> <p style="text-align: center;">Lesson 4 – To analyse a character (part 2) https://classroom.thenational.academy/lessons/to-analyse-character-part-2-60r68e</p> <p style="text-align: center;">Lesson 5 – To analyse the author's use of language https://classroom.thenational.academy/lessons/to-analyse-the-authors-use-of-language-c5h3jd</p>
<p>Spelling</p> 	<p>For your spelling this week, we would like you to focus on homophones and homonyms. Click on the links below and follow the lessons.</p> <p style="text-align: center;">Lesson 1 – Investigate homonyms https://classroom.thenational.academy/lessons/to-investigate-homonyms-6gup4e</p> <p style="text-align: center;">Lesson 2 – Practise and apply knowledge of homonyms https://classroom.thenational.academy/lessons/to-practise-and-apply-knowledge-of-homonyms-including-test-65h36d</p> <p style="text-align: center;">Lesson 3 – Investigate homophones https://classroom.thenational.academy/lessons/to-investigate-homophones-cruk2t</p> <p style="text-align: center;">Lesson 4 Practise and apply knowledge of homophones https://classroom.thenational.academy/lessons/to-practise-and-apply-knowledge-of-homophones-including-test-6cw62d</p>
<p>English</p> 	<p>English this week is based on our current theme 'Ancient Civilizations'. Our lessons in school this week are all about Ancient Egypt and we would like you to find out as much as you can in order to support your learning when you return to school. Follow the links for each day and complete the activities.</p> <p style="text-align: center;">Lesson 1 – Who ruled Ancient Egypt? https://classroom.thenational.academy/lessons/who-ruled-ancient-egypt-c8w32t</p> <p style="text-align: center;">Lesson 2 – What was Ancient Egyptian society like? https://classroom.thenational.academy/lessons/what-was-ancient-egyptian-society-like-6hgk0t</p> <p style="text-align: center;">Lesson 3 – Why was the River Nile important to the Ancient Egyptians? https://classroom.thenational.academy/lessons/why-was-the-river-nile-important-to-the-ancient-egyptians-cgwkgr</p> <p style="text-align: center;">Lesson 4 – How did the Ancient Egyptians travel and trade? https://classroom.thenational.academy/lessons/how-did-the-ancient-egyptians-travel-and-trade-cnkh4t</p> <p style="text-align: center;">Lesson 5 – Why did the Ancient Egyptians build the pyramids? https://classroom.thenational.academy/lessons/why-did-the-ancient-egyptians-build-the-pyramids-c8wp2d</p>
<p>Maths</p> 	<p>In class this week, we are continuing to focus on multiplication and division. For each lesson, watch the video and complete the worksheet/quiz. Click on the link and follow the lesson.</p> <p style="text-align: center;">Lesson 1 – Long multiplication https://classroom.thenational.academy/lessons/long-multiplication-68u38t</p> <p style="text-align: center;">Lesson 2 – Using factors to multiply https://classroom.thenational.academy/lessons/using-factors-to-multiply-6wtp4r</p> <p style="text-align: center;">Lesson 3 – Using multiples to divide https://classroom.thenational.academy/lessons/using-multiples-to-divide-6cw3gd</p> <p style="text-align: center;">Lesson 4 – Short division https://classroom.thenational.academy/lessons/short-division-6gt64d</p> <p style="text-align: center;">Lesson 5 – Division with remainders https://classroom.thenational.academy/lessons/division-with-remainders-ccwk6r</p>
<p>Afternoon Research and Independent Project Time</p>	<p>Currently our theme in Year 5 is 'Ancient Civilizations'. We would like you to research and produce a factual poster about 'The Gift of The Nile'. Make sure you present your work neatly and clearly. Lesson 3 of your English this week will help you.</p> <p style="text-align: center;">Think about the following things...</p> <ul style="list-style-type: none"> • Why was The Nile so important to the Ancient Egyptians? • Where does the river begin? • How long is The Nile? • Why was flooding important? • During what months does the flooding occur? • Include images/pictures. <div style="text-align: right; margin-top: 20px;">   </div>