








# Year 5 Home Learning

Week Commencing: Monday 10<sup>th</sup> January 2022

<p>Morning Work</p>	<p>Please see Morning Work attached separately – this is what the children are doing in school this week.</p>
<p>Reading</p> 	<p>For your reading, we would like you to engage with the text, 'Street Child' by Berlie Doherty. Follow the lessons and complete the tasks. As you follow the video, you will find some tasks are for you to answer as you go – you don't have to write all of these down.</p> <p>Lesson 1 – To engage with the text and the main character  <a href="https://classroom.thenational.academy/lessons/to-engage-with-the-text-and-the-main-character-70r34d">https://classroom.thenational.academy/lessons/to-engage-with-the-text-and-the-main-character-70r34d</a></p> <p>Lesson 2 – To make inferences about the main character  <a href="https://classroom.thenational.academy/lessons/to-make-inferences-about-the-main-character-6wwp8d">https://classroom.thenational.academy/lessons/to-make-inferences-about-the-main-character-6wwp8d</a></p> <p>Lesson 3 – To ask questions when reading to help with our comprehension  <a href="https://classroom.thenational.academy/lessons/to-ask-questions-when-reading-to-help-with-our-comprehension-cgup8c">https://classroom.thenational.academy/lessons/to-ask-questions-when-reading-to-help-with-our-comprehension-cgup8c</a></p> <p>Lesson 4 – To consider the author's characterisation  <a href="https://classroom.thenational.academy/lessons/to-consider-the-authors-characterisation-6th3gd">https://classroom.thenational.academy/lessons/to-consider-the-authors-characterisation-6th3gd</a></p> <p>Lesson 5 – To reflect upon the story  <a href="https://classroom.thenational.academy/lessons/to-reflect-upon-the-story-and-victoria-society-6nh68t">https://classroom.thenational.academy/lessons/to-reflect-upon-the-story-and-victoria-society-6nh68t</a></p>
<p>Spelling</p> 	<p>For your spelling this week, we would like you to focus on suffixes. Click on the links below and follow the lessons.</p> <p>Lesson 1 – Investigate suffixes (tion, cian, sion, ssion)  <a href="https://classroom.thenational.academy/lessons/to-investigate-suffixes-tion-cian-sion-ssion-c8up2c">https://classroom.thenational.academy/lessons/to-investigate-suffixes-tion-cian-sion-ssion-c8up2c</a></p> <p>Lesson 2 – To practise and apply knowledge of suffixes (tion, cian, sion, ssion)  <a href="https://classroom.thenational.academy/lessons/to-practise-and-apply-knowledge-of-suffixes-tion-cian-sion-ssion-6ngp4c">https://classroom.thenational.academy/lessons/to-practise-and-apply-knowledge-of-suffixes-tion-cian-sion-ssion-6ngp4c</a></p> <p>Lesson 3 – To investigate the letter string (fer)  <a href="https://classroom.thenational.academy/lessons/to-investigate-the-letter-string-fer-64r3ce">https://classroom.thenational.academy/lessons/to-investigate-the-letter-string-fer-64r3ce</a></p> <p>Lesson 4 – To practise and apply knowledge of the letter string (fer)  <a href="https://classroom.thenational.academy/lessons/to-practise-and-apply-knowledge-of-the-letter-string-fer-including-test-70rp8c">https://classroom.thenational.academy/lessons/to-practise-and-apply-knowledge-of-the-letter-string-fer-including-test-70rp8c</a></p>
<p>English</p> 	<p>For your English lessons this week, we would like you to focus on narrative writing. Click on the link for each day and follow the lesson.</p> <p>Lesson 1 – To develop a rich understanding of words associated with chaos and confusion  <a href="https://classroom.thenational.academy/lessons/to-develop-a-rich-understanding-of-words-associated-with-chaos-and-confusion-cdgkce">https://classroom.thenational.academy/lessons/to-develop-a-rich-understanding-of-words-associated-with-chaos-and-confusion-cdgkce</a></p> <p>Lesson 2 – To generate verbs and adverbs to describe a setting  <a href="https://classroom.thenational.academy/lessons/to-generate-verbs-and-adverbs-to-describe-a-setting-cctkjd">https://classroom.thenational.academy/lessons/to-generate-verbs-and-adverbs-to-describe-a-setting-cctkjd</a></p> <p>Lesson 3 – To practise using non-finite clauses  <a href="https://classroom.thenational.academy/lessons/to-practise-using-non-finite-clauses-64v6ad">https://classroom.thenational.academy/lessons/to-practise-using-non-finite-clauses-64v6ad</a></p> <p>Lesson 4 – To write the opening  <a href="https://classroom.thenational.academy/lessons/to-write-the-opening-cru30r">https://classroom.thenational.academy/lessons/to-write-the-opening-cru30r</a></p> <p>Lesson 5 – To infer meaning from images  <a href="https://classroom.thenational.academy/lessons/to-infer-meaning-from-images-c9gk2c">https://classroom.thenational.academy/lessons/to-infer-meaning-from-images-c9gk2c</a></p>
<p>Maths</p> 	<p>In class this week, we are continuing to focus on multiplication and division. For each lesson, watch the video and complete the worksheet/quiz. Click on the link and follow the lesson.</p> <p>Lesson 1 – Factor and multiple chains  <a href="https://classroom.thenational.academy/lessons/factor-and-multiple-chains-6gvp6c">https://classroom.thenational.academy/lessons/factor-and-multiple-chains-6gvp6c</a></p> <p>Lesson 2 – Multiplying and dividing by 10, 100, 1000.  <a href="https://classroom.thenational.academy/lessons/multiplying-and-dividing-by-10-100-1000-64t68e">https://classroom.thenational.academy/lessons/multiplying-and-dividing-by-10-100-1000-64t68e</a></p> <p>Lesson 3 – Doubling and halving strategies  <a href="https://classroom.thenational.academy/lessons/doubling-and-halving-strategies-65hpac">https://classroom.thenational.academy/lessons/doubling-and-halving-strategies-65hpac</a></p> <p>Lesson 4 – Using derived facts to multiply mentally  <a href="https://classroom.thenational.academy/lessons/using-derived-facts-to-multiply-mentally-69j3ct">https://classroom.thenational.academy/lessons/using-derived-facts-to-multiply-mentally-69j3ct</a></p> <p>Lesson 5 – Calculating flexibility  <a href="https://classroom.thenational.academy/lessons/calculating-flexibly-c8up2d">https://classroom.thenational.academy/lessons/calculating-flexibly-c8up2d</a></p>
<p>Afternoon Research and Independent Project Time</p>	<p>Our <b>new</b> theme in Year 5 is 'Our Volatile Planet'. For your independent project this week, we would like you to produce a factual poster about 'The Layers of the Earth'. Make sure you include a detailed image of the Earth and label its features. You also need to make sure you include what each feature does, in detail. Remember to present your work beautifully!</p> <p>How about having a go at making an Earth layer cake?</p> <div style="display: flex; justify-content: space-around; align-items: center;">    </div>