







Year 3 Home Learning

Week Commencing: Monday 23rd May 2022

Morning Work	Please see Morning Work attached separately – this is what the children are doing in school this week.
<p style="text-align: center;">Reading</p> 	<p>For your reading, we would like you to engage with the text, 'Into the Forest' by Anthony Browne. Follow the lessons and complete the tasks. As you follow the video, you will find some tasks are for you to answer as you go – you don't have to write all of these down.</p> <p style="text-align: center;">Lesson 1 – Engage with a text. https://classroom.thenational.academy/lessons/to-engage-with-a-text-6tj3jd</p> <p style="text-align: center;">Lesson 2 – Answer questions on a text. https://classroom.thenational.academy/lessons/to-answer-questions-on-a-text-c8tp2t</p> <p style="text-align: center;">Lesson 3 – Answer questions on a text. https://classroom.thenational.academy/lessons/to-answer-questions-on-a-text-61k66r</p> <p style="text-align: center;">Lesson 4 – Answer questions on a text https://classroom.thenational.academy/lessons/to-answer-questions-on-a-text-6mv3cr</p> <p style="text-align: center;">Lesson 5 – To analyse the author's use of colour https://classroom.thenational.academy/lessons/to-analyse-the-authors-use-of-colour-c4rkgc</p>
<p style="text-align: center;">Spelling</p> 	<p>For your spelling this week, we would like you to focus on suffixes. Click on the links below and follow the lessons.</p> <p style="text-align: center;">Lesson 1 – To investigate suffixes https://classroom.thenational.academy/lessons/to-investigate-suffixes-y-suffix-cmu36r</p> <p style="text-align: center;">Lesson 2 – To practise and apply knowledge of suffixes https://classroom.thenational.academy/lessons/to-practise-and-apply-knowledge-of-suffixes-y-suffix-including-test-cdh66t</p> <p style="text-align: center;">Lesson 3 – To investigate suffixes (ly) https://classroom.thenational.academy/lessons/to-investigate-suffixes-ly-suffix-6crpcc</p> <p style="text-align: center;">Lesson 4 – To practise and apply knowledge of suffixes (ly) https://classroom.thenational.academy/lessons/to-practise-and-apply-knowledge-of-suffixes-ly-suffix-including-test-6ww3gc</p>
<p style="text-align: center;">English</p> 	<p>This week, we would like you to focus on instructional writing. Follow the links for each day and complete the activities.</p> <p style="text-align: center;">Lesson 1 – To identify the features of instructions https://classroom.thenational.academy/lessons/to-identify-the-features-of-instructions-cru38r</p> <p style="text-align: center;">Lesson 2 – To explore 'being' verbs https://classroom.thenational.academy/lessons/to-explore-being-verbs-6mr68r</p> <p style="text-align: center;">Lesson 3 – To devise ingredients for our monster pizza https://classroom.thenational.academy/lessons/to-devise-ingredients-for-our-monster-pizza-cdgkcd</p> <p style="text-align: center;">Lesson 4 – To develop a rich understanding of words associated with disgusting food https://classroom.thenational.academy/lessons/to-develop-a-rich-understanding-of-words-associated-with-disgusting-food-60t32d</p> <p style="text-align: center;">Lesson 5 – To generate vocabulary to use in our instructions https://classroom.thenational.academy/lessons/to-generate-vocabulary-to-use-in-our-instructions-cgu30c</p>
<p style="text-align: center;">Maths</p> 	<p>In class this week, we are focussing on time. For each lesson, watch the video and complete the worksheet/quiz. Click on the link and follow the lesson.</p> <p style="text-align: center;">Lesson 1 – Understanding that clocks have more than one scale https://classroom.thenational.academy/lessons/understanding-that-clocks-have-more-than-one-scale-64wpae</p> <p style="text-align: center;">Lesson 2 – Reading analogue time to the nearest minute https://classroom.thenational.academy/lessons/reading-analogue-time-to-the-nearest-minute-cdgkjd</p> <p style="text-align: center;">Lesson 3 – Telling the time to am and pm https://classroom.thenational.academy/lessons/telling-the-time-to-am-and-pm-68w3cd</p> <p style="text-align: center;">Lesson 4 – Telling minutes past on a digital clock https://classroom.thenational.academy/lessons/telling-minutes-past-on-a-digital-clock-cguk2c</p> <p style="text-align: center;">Lesson 5 – Reading and ordering time presented in different ways https://classroom.thenational.academy/lessons/reading-and-ordering-time-presented-in-different-ways-64uk8c</p>
<p style="text-align: center;">Afternoon Research and Independent Project Time</p>	<p>Our current theme in Year 3 is 'Healthy Heroes'. For your independent project this week, we would like you to produce a factual poster/information page all about the muscles in your body. Remember to present your work beautifully and think about the following things when researching.</p> <ul style="list-style-type: none"> • What do muscles do? • What are the three different types of muscles? • How do muscles move? • Which is the biggest/smallest muscle? • If you take part in exercise, what will happen to your muscles? • Include pictures and images. <div style="display: flex; justify-content: space-around; align-items: center;"> <div data-bbox="1018 1816 1233 2000" style="text-align: center;">  <p>INDEPENDENCE Having a passion to learn Being a prepared learner Being an active listener Being organised Building resilience and not giving up Being responsible for your own learning Having the ability to work on your own</p> </div> <div data-bbox="1313 1816 1433 1984" style="text-align: center;">  </div> </div>