







Year 4 Home Learning

Week Commencing: Monday 25th April 2022

Morning Work	Please see Morning Work attached separately – this is what the children are doing in school this week.
<p style="text-align: center;">Reading</p> 	<p>For your reading, we would like you to engage with the text, 'Walter Tull's Scrapbook' by Michaela Morgan. Follow the lessons and complete the tasks. As you follow the video, you will find some tasks are for you to answer as you go – you don't have to write all of these down.</p> <p style="text-align: center;">Lesson 1 – To engage with the text https://classroom.thenational.academy/lessons/to-engage-with-the-text-c4t36r</p> <p style="text-align: center;">Lesson 2 – To read about Walter Tull's family and childhood https://classroom.thenational.academy/lessons/to-read-about-walter-tulls-family-and-childhood-ccukjr</p> <p style="text-align: center;">Lesson 3 – To read about Walter Tull's career in football https://classroom.thenational.academy/lessons/to-read-about-walter-tulls-career-in-football-cmvkgt</p> <p style="text-align: center;">Lesson 4 – To read about Walter Tull's career in the army https://classroom.thenational.academy/lessons/to-read-about-walter-tulls-career-in-the-army-68u3cc</p> <p style="text-align: center;">Lesson 5 – To reflect upon the text we have read https://classroom.thenational.academy/lessons/to-reflect-upon-the-text-we-have-read-6cr64c</p>
<p style="text-align: center;">Spelling</p> 	<p>For your spelling this week, we would like you to focus on suffixes. Click on the links below and follow the lessons.</p> <p style="text-align: center;">Lesson 1 – To investigate the suffix ic https://classroom.thenational.academy/lessons/to-investigate-the-suffix-ic-c4u3ac</p> <p style="text-align: center;">Lesson 2 – To practise and apply knowledge of the suffix ic https://classroom.thenational.academy/lessons/to-practise-and-apply-knowledge-of-the-suffix-ic-including-test-cgrk8d</p> <p style="text-align: center;">Lesson 3 – To investigate suffixes (ary/ery) https://classroom.thenational.academy/lessons/to-investigate-suffixes-ary-ery-68w6ce</p> <p style="text-align: center;">Lesson 4 – To practise and apply knowledge of suffixes (ary/ery) https://classroom.thenational.academy/lessons/to-practise-and-apply-knowledge-of-suffixes-ary-ery-c4r3ce</p>
<p style="text-align: center;">English</p> 	<p>This week, we are learning about narrative writing. Follow the links for each day and complete the activities.</p> <p style="text-align: center;">Lesson 1 – To analyse and interpret a setting description from an extract https://classroom.thenational.academy/lessons/to-analyse-and-interpret-a-setting-description-from-an-extract-c9k3jr</p> <p style="text-align: center;">Lesson 2 – To plan the opening https://classroom.thenational.academy/lessons/to-plan-the-opening-6rrk0e</p> <p style="text-align: center;">Lesson 3 – To write the opening https://classroom.thenational.academy/lessons/to-write-the-opening-6xk38d</p> <p style="text-align: center;">Lesson 4 – To practise speech with punctuation https://classroom.thenational.academy/lessons/to-practise-speech-with-punctuation-68rp8e</p> <p style="text-align: center;">Lesson 5 – To generate vocabulary for the build-up https://classroom.thenational.academy/lessons/to-generate-vocabulary-for-the-build-up-74v62d</p>
<p style="text-align: center;">Maths</p> 	<p>For your maths this week, we would like you to focus on addition and subtraction. For each lesson, watch the video and complete the worksheet/quiz. Click on the link and follow the lesson.</p> <p style="text-align: center;">Lesson 1 – Choosing appropriate subtraction strategies https://classroom.thenational.academy/lessons/choosing-appropriate-subtraction-strategies-6nh3gc</p> <p style="text-align: center;">Lesson 2 – Applying and consolidating related number facts and appropriate strategies https://classroom.thenational.academy/lessons/applying-and-consolidating-related-number-facts-and-appropriate-strategies-6dggkt</p> <p style="text-align: center;">Lesson 3 – Adding using the column method https://classroom.thenational.academy/lessons/adding-using-the-column-method-cmw3cc</p> <p style="text-align: center;">Lesson 4 – Adding using the column method when multiple columns require regrouping https://classroom.thenational.academy/lessons/adding-using-the-column-method-when-multiple-columns-require-regrouping-cmwpcr</p> <p style="text-align: center;">Lesson 5 – Subtracting using the column method https://classroom.thenational.academy/lessons/subtracting-using-the-column-method-6mr38r</p>
<p style="text-align: center;">Afternoon Research and Independent Project Time</p>	<p>Our new theme in Year 4 is 'Portal to the Past'. For your independent project this week, we would like you to investigate what life was like for children during the war. Research carefully and produce an information page, presenting all that you have found.</p> <p style="text-align: center;">Think about the following things when researching...</p> <ul style="list-style-type: none"> • Evacuating • Rationing • Air Raids • Gas Masks • School Life • Games children played <div style="display: flex; justify-content: space-around; align-items: center;"> <div data-bbox="1013 1848 1252 2060" data-label="Image">  </div> <div data-bbox="1292 1825 1460 2049" data-label="Image">  </div> </div> <p>• Remember to present your work beautifully and include pictures/images.</p>